

MONTHLY REPORT OF DISBURSEMENTS
For the month of June 2019

Department: State Universities and Colleges (SUCs)
 Agency: Cavite State University
 Operating Unit: < not applicable >
 Organization Code: 08 039 000000
 Fund Cluster: 01 Regular Agency Fund


X	Current Year Appropriations
	Supplemental Appropriations
	Continuing Appropriations


Particulars	Current Year Budget					Prior Year's Budget											Trust Liabilities				Grand Total					Remarks	
	PS	MOOE	FinEx	CO	TOTAL	Prior Year's Accounts Payable					Current Year's Accounts Payable					SUB-TOTAL	PS	MOOE	CO	TOTAL	PS	MOOE	FinEx	CO	TOTAL		
						PS	MOOE	FinEx	CO	Sub-Total	PS	MOOE	FinEx	CO	Sub-Total												TOTAL
1	2	3	4	5	6=(2+3+4+5)	7	8	9	10	11=(7+8+9+10)	12	13	14	15	16=(12+13+14+15)	17=(11+16)	18=(6+17)	19	20	21	22=(19+20+21)	23	24	25	26	27=(23+24+25+26)	28
CASH DISBURSEMENTS	18,968,317.80	8,421,731.87	0.00	0.00	27,390,049.67	0.00	220,932.24	0.00	6,659,097.75	6,880,029.99	0.00	0.00	0.00	0.00	6,880,029.99	34,270,079.66	0.00	0.00	0.00	0.00	18,968,317.80	8,421,731.87	0.00	0.00	6,659,097.75	34,270,079.66	
Notice of Cash Allocation (NCA)	18,968,317.80	8,421,731.87	0.00	0.00	27,390,049.67	0.00	220,932.24	0.00	6,659,097.75	6,880,029.99	0.00	0.00	0.00	0.00	6,880,029.99	34,270,079.66	0.00	0.00	0.00	0.00	18,968,317.80	8,421,731.87	0.00	0.00	6,659,097.75	34,270,079.66	
MDS Checks Issued	1,519,273.16	399,074.76	0.00	0.00	1,918,347.92	0.00	0.00	0.00	0.00	0.00	0.00	0.00	0.00	0.00	0.00	1,918,347.92	0.00	0.00	0.00	0.00	1,519,273.16	399,074.76	0.00	0.00	0.00	1,918,347.92	
Advice to Debit Account	17,449,044.64	8,022,657.11	0.00	0.00	25,471,701.75	0.00	220,932.24	0.00	6,659,097.75	6,880,029.99	0.00	0.00	0.00	0.00	6,880,029.99	32,351,731.74	0.00	0.00	0.00	0.00	17,449,044.64	8,243,589.35	0.00	0.00	6,659,097.75	32,351,731.74	
Notice of Transfer Allocations (NTA)	0.00	0.00	0.00	0.00	0.00	0.00	0.00	0.00	0.00	0.00	0.00	0.00	0.00	0.00	0.00	0.00	0.00	0.00	0.00	0.00	0.00	0.00	0.00	0.00	0.00	0.00	
MDS Checks Issued	0.00	0.00	0.00	0.00	0.00	0.00	0.00	0.00	0.00	0.00	0.00	0.00	0.00	0.00	0.00	0.00	0.00	0.00	0.00	0.00	0.00	0.00	0.00	0.00	0.00	0.00	
Advice to Debit Account	0.00	0.00	0.00	0.00	0.00	0.00	0.00	0.00	0.00	0.00	0.00	0.00	0.00	0.00	0.00	0.00	0.00	0.00	0.00	0.00	0.00	0.00	0.00	0.00	0.00	0.00	
Working Fund for FAPs	0.00	0.00	0.00	0.00	0.00	0.00	0.00	0.00	0.00	0.00	0.00	0.00	0.00	0.00	0.00	0.00	0.00	0.00	0.00	0.00	0.00	0.00	0.00	0.00	0.00	0.00	
Cash Disbursement Ceiling (CDC)	0.00	0.00	0.00	0.00	0.00	0.00	0.00	0.00	0.00	0.00	0.00	0.00	0.00	0.00	0.00	0.00	0.00	0.00	0.00	0.00	0.00	0.00	0.00	0.00	0.00	0.00	
TOTAL CASH DISBURSEMENTS	18,968,317.80	8,421,731.87	0.00	0.00	27,390,049.67	0.00	220,932.24	0.00	6,659,097.75	6,880,029.99	0.00	0.00	0.00	0.00	6,880,029.99	34,270,079.66	0.00	0.00	0.00	0.00	18,968,317.80	8,421,731.87	0.00	0.00	6,659,097.75	34,270,079.66	
NON-CASH DISBURSEMENTS	2,210,494.25	39,329.24	0.00	0.00	2,249,823.49	0.00	10,222.76	0.00	113,688.75	123,911.51	0.00	0.00	0.00	0.00	123,911.51	2,373,735.00	0.00	0.00	0.00	0.00	2,210,494.25	39,329.24	0.00	0.00	113,688.75	2,373,735.00	
Tax Remittance Advices Issued (TRA)	2,210,494.25	39,329.24	0.00	0.00	2,249,823.49	0.00	10,222.76	0.00	113,688.75	123,911.51	0.00	0.00	0.00	0.00	123,911.51	2,373,735.00	0.00	0.00	0.00	0.00	2,210,494.25	39,329.24	0.00	0.00	113,688.75	2,373,735.00	
Non-Cash Availment Authority (NCAA)	0.00	0.00	0.00	0.00	0.00	0.00	0.00	0.00	0.00	0.00	0.00	0.00	0.00	0.00	0.00	0.00	0.00	0.00	0.00	0.00	0.00	0.00	0.00	0.00	0.00	0.00	
Disbursements effected through outright deductions from claims (please specify...)	0.00	0.00	0.00	0.00	0.00	0.00	0.00	0.00	0.00	0.00	0.00	0.00	0.00	0.00	0.00	0.00	0.00	0.00	0.00	0.00	0.00	0.00	0.00	0.00	0.00	0.00	
Overpayment of expenses (e.g. personnel benefits)	0.00	0.00	0.00	0.00	0.00	0.00	0.00	0.00	0.00	0.00	0.00	0.00	0.00	0.00	0.00	0.00	0.00	0.00	0.00	0.00	0.00	0.00	0.00	0.00	0.00	0.00	
Restitution for loss of government property	0.00	0.00	0.00	0.00	0.00	0.00	0.00	0.00	0.00	0.00	0.00	0.00	0.00	0.00	0.00	0.00	0.00	0.00	0.00	0.00	0.00	0.00	0.00	0.00	0.00	0.00	
Liquidated damages and similar claims	0.00	0.00	0.00	0.00	0.00	0.00	0.00	0.00	0.00	0.00	0.00	0.00	0.00	0.00	0.00	0.00	0.00	0.00	0.00	0.00	0.00	0.00	0.00	0.00	0.00	0.00	
Others (TEF, BTR, Documentary Stamp Tax, etc.)	0.00	0.00	0.00	0.00	0.00	0.00	0.00	0.00	0.00	0.00	0.00	0.00	0.00	0.00	0.00	0.00	0.00	0.00	0.00	0.00	0.00	0.00	0.00	0.00	0.00	0.00	
TOTAL NON-CASH DISBURSEMENTS	2,210,494.25	39,329.24	0.00	0.00	2,249,823.49	0.00	10,222.76	0.00	113,688.75	123,911.51	0.00	0.00	0.00	0.00	123,911.51	2,373,735.00	0.00	0.00	0.00	0.00	2,210,494.25	39,329.24	0.00	0.00	113,688.75	2,373,735.00	
GRAND TOTAL	21,178,812.05	8,461,061.11	0.00	0.00	29,639,873.16	0.00	231,155.00	0.00	6,772,786.50	7,003,941.50	0.00	0.00	0.00	0.00	7,003,941.50	36,643,814.66	0.00	0.00	0.00	0.00	21,178,812.05	8,492,216.11	0.00	0.00	6,772,786.50	36,643,814.66	


SUMMARY

Particulars	Previous Report	This Month	As at Date
(1)	(2)	(3)	(4)
Total Disbursement Authorities Received	0.00	0.00	0.00
NCA	106,339,829.00	37,444,284.00	143,784,113.00
NTA	0.00	0.00	0.00
Working Fund	0.00	0.00	0.00
TRA	0.00	0.00	0.00
CDC	0.00	0.00	0.00
NCAA	0.00	0.00	0.00
Less: Notice of Transfer of Allocations (NTA)* issued	0.00	0.00	0.00
Total Disbursement Authorities Available	111,810,869.32	39,818,019.00	151,628,888.32
Less:	0.00	0.00	0.00
Lapsed NCA	0.00	0.00	0.00
Disbursements	114,985,031.85	36,643,814.66	151,628,846.51
Less: Other Non-Cash Disbursements	0.00	0.00	0.00
Disbursements effected through outright deductions from claims	0.00	0.00	0.00
Overpayment of expenses (e.g. personnel benefits)	0.00	0.00	0.00
Restitution for loss of government property	0.00	0.00	0.00
Liquidated damages and similar claims	0.00	0.00	0.00
Others (e.g. TEF, BTR, Docs Stamp, etc.)	0.00	0.00	0.00
Add/Less: Adjustments (e.g. cancelled/staled checks)	0.00	0.00	0.00
Balance of Disbursement Authorities as at date	(-3,174,162.53)	3,174,204.34	41.81
Total Disbursements Program	0.00	0.00	0.00
Less: *Actual Disbursements	114,985,031.85	36,643,814.66	151,628,846.51
(Over)/Under spending	40,697,968.15	19,808,185.34	40,697,968.15

Notes: * The use of NTA is discouraged
 Notes: ** Amounts should tally with the grand total disbursement (column 27).

Certified Correct:

 Maacy
 Agency Chief Accountant

Recommending Approval:

 Herrera, Lolita
 Director, FMO

Approved By:

 Robles, Hernando
 Head of Agency or Authorized Representative

Date

Date

Date