

**MONTHLY REPORT OF DISBURSEMENTS**  
For the month of October 2019

Department : State Universities and Colleges (SUCs)  
 Agency/Entity : Cavite State University  
 Operating Unit : < not applicable >  
 Organization Code : 08 039 0000000  
 Fund Cluster : 01 Regular Agency Fund


Particulars	Current Year Budget					Prior Year's Budget											Trust Liabilities				Grand Total					Remarks		
	PS	MOOE	FinEx	CO	TOTAL	Prior Year's Accounts Payable				Current Year's Accounts Payable							SUB-TOTAL	PS	MOOE	CO	TOTAL	PS	MOOE	FinEx	CO		TOTAL	
						PS	MOOE	FinEx	CO	Sub-Total	PS	MOOE	FinEx	CO	Sub-Total	PS												MOOE
1	2	3	4	5	6=(2+3+4+5)	7	8	9	10	11=(7+8+9+10)	12	13	14	15	16=(12+13+14+15)	17=(11+16)	18=(6+17)	19	20	21	22=(19+20+21)	23	24	25	26	27=(23+24+25+26)	28	
CASH DISBURSEMENTS	15,782,554.88	8,848,605.40	0.00	6,576,872.75	31,208,033.03	0.00	7,590.35	0.00	123,503.10	131,093.45	0.00	0.00	0.00	0.00	0.00	131,093.45	31,339,126.48	0.00	0.00	0.00	0.00	15,782,554.88	8,856,195.75	0.00	6,700,375.85	31,339,126.48		
Notice of Cash Allocation (NCA)	15,782,554.88	8,848,605.40	0.00	6,576,872.75	31,208,033.03	0.00	7,590.35	0.00	123,503.10	131,093.45	0.00	0.00	0.00	0.00	0.00	131,093.45	31,339,126.48	0.00	0.00	0.00	0.00	15,782,554.88	8,856,195.75	0.00	6,700,375.85	31,339,126.48		
MDS Checks Issued	11,903,516.21	627,336.35	0.00	0.00	12,530,852.56	0.00	0.00	0.00	0.00	0.00	0.00	0.00	0.00	0.00	0.00	12,530,852.56	0.00	0.00	0.00	0.00	11,903,516.21	627,336.35	0.00	0.00	12,530,852.56			
Advice to Debit Account	3,879,038.67	8,221,299.05	0.00	6,576,872.75	18,677,180.47	0.00	7,590.35	0.00	123,503.10	131,093.45	0.00	0.00	0.00	0.00	0.00	131,093.45	18,808,273.92	0.00	0.00	0.00	0.00	3,879,038.67	8,228,859.40	0.00	6,700,375.85	18,808,273.92		
Notice of Transfer Allocations (NTA)	0.00	0.00	0.00	0.00	0.00	0.00	0.00	0.00	0.00	0.00	0.00	0.00	0.00	0.00	0.00	0.00	0.00	0.00	0.00	0.00	0.00	0.00	0.00	0.00	0.00	0.00		
MDS Checks Issued	0.00	0.00	0.00	0.00	0.00	0.00	0.00	0.00	0.00	0.00	0.00	0.00	0.00	0.00	0.00	0.00	0.00	0.00	0.00	0.00	0.00	0.00	0.00	0.00	0.00	0.00	0.00	
Advice to Debit Account	0.00	0.00	0.00	0.00	0.00	0.00	0.00	0.00	0.00	0.00	0.00	0.00	0.00	0.00	0.00	0.00	0.00	0.00	0.00	0.00	0.00	0.00	0.00	0.00	0.00	0.00	0.00	
Working Fund for FAPs	0.00	0.00	0.00	0.00	0.00	0.00	0.00	0.00	0.00	0.00	0.00	0.00	0.00	0.00	0.00	0.00	0.00	0.00	0.00	0.00	0.00	0.00	0.00	0.00	0.00	0.00	0.00	
Cash Disbursement Ceiling (CDC)	0.00	0.00	0.00	0.00	0.00	0.00	0.00	0.00	0.00	0.00	0.00	0.00	0.00	0.00	0.00	0.00	0.00	0.00	0.00	0.00	0.00	0.00	0.00	0.00	0.00	0.00	0.00	
<b>TOTAL CASH DISBURSEMENTS</b>	<b>15,782,554.88</b>	<b>8,848,605.40</b>	<b>0.00</b>	<b>6,576,872.75</b>	<b>31,208,033.03</b>	<b>0.00</b>	<b>7,590.35</b>	<b>0.00</b>	<b>123,503.10</b>	<b>131,093.45</b>	<b>0.00</b>	<b>0.00</b>	<b>0.00</b>	<b>0.00</b>	<b>0.00</b>	<b>131,093.45</b>	<b>31,339,126.48</b>	<b>0.00</b>	<b>0.00</b>	<b>0.00</b>	<b>0.00</b>	<b>15,782,554.88</b>	<b>8,856,195.75</b>	<b>0.00</b>	<b>6,700,375.85</b>	<b>31,339,126.48</b>		
NON-CASH DISBURSEMENTS	744,829.30	17,897.37	0.00	0.00	762,726.67	0.00	429.65	0.00	429.65	0.00	0.00	0.00	0.00	0.00	0.00	429.65	763,156.32	0.00	0.00	0.00	0.00	744,829.30	18,327.02	0.00	0.00	763,156.32		
Tax Remittance Advices Issued (TRA)	744,829.30	17,897.37	0.00	0.00	762,726.67	0.00	429.65	0.00	429.65	0.00	0.00	0.00	0.00	0.00	0.00	429.65	763,156.32	0.00	0.00	0.00	0.00	744,829.30	18,327.02	0.00	0.00	763,156.32		
Non-Cash Availment Authority (NCAA)	0.00	0.00	0.00	0.00	0.00	0.00	0.00	0.00	0.00	0.00	0.00	0.00	0.00	0.00	0.00	0.00	0.00	0.00	0.00	0.00	0.00	0.00	0.00	0.00	0.00	0.00		
Disbursements effected through outright deductions from claims (please specify...)	0.00	0.00	0.00	0.00	0.00	0.00	0.00	0.00	0.00	0.00	0.00	0.00	0.00	0.00	0.00	0.00	0.00	0.00	0.00	0.00	0.00	0.00	0.00	0.00	0.00	0.00		
Overpayment of expenses(e.g. personnel benefits)	0.00	0.00	0.00	0.00	0.00	0.00	0.00	0.00	0.00	0.00	0.00	0.00	0.00	0.00	0.00	0.00	0.00	0.00	0.00	0.00	0.00	0.00	0.00	0.00	0.00	0.00		
Restitution for loss of government property	0.00	0.00	0.00	0.00	0.00	0.00	0.00	0.00	0.00	0.00	0.00	0.00	0.00	0.00	0.00	0.00	0.00	0.00	0.00	0.00	0.00	0.00	0.00	0.00	0.00	0.00		
Liquidated damages and similar claims	0.00	0.00	0.00	0.00	0.00	0.00	0.00	0.00	0.00	0.00	0.00	0.00	0.00	0.00	0.00	0.00	0.00	0.00	0.00	0.00	0.00	0.00	0.00	0.00	0.00	0.00		
Others (TEF, BTR, Documentary Stamp Tax, etc.)	0.00	0.00	0.00	0.00	0.00	0.00	0.00	0.00	0.00	0.00	0.00	0.00	0.00	0.00	0.00	0.00	0.00	0.00	0.00	0.00	0.00	0.00	0.00	0.00	0.00	0.00		
<b>TOTAL NON-CASH DISBURSEMENTS</b>	<b>744,829.30</b>	<b>17,897.37</b>	<b>0.00</b>	<b>0.00</b>	<b>762,726.67</b>	<b>0.00</b>	<b>429.65</b>	<b>0.00</b>	<b>429.65</b>	<b>0.00</b>	<b>0.00</b>	<b>0.00</b>	<b>0.00</b>	<b>0.00</b>	<b>0.00</b>	<b>429.65</b>	<b>763,156.32</b>	<b>0.00</b>	<b>0.00</b>	<b>0.00</b>	<b>0.00</b>	<b>744,829.30</b>	<b>18,327.02</b>	<b>0.00</b>	<b>0.00</b>	<b>763,156.32</b>		
<b>GRAND TOTAL</b>	<b>16,527,384.18</b>	<b>8,866,502.77</b>	<b>0.00</b>	<b>6,576,872.75</b>	<b>31,970,759.70</b>	<b>0.00</b>	<b>8,020.00</b>	<b>0.00</b>	<b>123,503.10</b>	<b>131,523.10</b>	<b>0.00</b>	<b>0.00</b>	<b>0.00</b>	<b>0.00</b>	<b>0.00</b>	<b>131,523.10</b>	<b>32,102,282.80</b>	<b>0.00</b>	<b>0.00</b>	<b>0.00</b>	<b>0.00</b>	<b>16,527,384.18</b>	<b>8,874,522.77</b>	<b>0.00</b>	<b>6,700,375.85</b>	<b>32,102,282.80</b>		

Particulars	Previous Report	This Month	As at Date
	(2)	(3)	(4)
Total Disbursement Authorities Received	0.00	0.00	0.00
NCA	0.00	45,307,162.00	45,307,162.00
NTA	0.00	0.00	0.00
Working Fund	0.00	0.00	0.00
TRA	0.00	763,156.32	763,156.32
CDC	0.00	0.00	0.00
NCAA	0.00	0.00	0.00
Less: Notice of Transfer of Allocations (NTA)* issued	0.00	0.00	0.00
Total Disbursement Authorities Available	0.00	46,070,318.32	46,070,318.32
Less:	0.00	0.00	0.00
Lapsed NCA	0.00	0.00	0.00
Disbursements	0.00	32,102,282.80	32,102,282.80
Less: Other Non-Cash Disbursements	0.00	0.00	0.00
Disbursements effected through outright deductions from claims	0.00	0.00	0.00
Overpayment of expenses(e.g. personnel benefits)	0.00	0.00	0.00
Restitution for loss of government property	0.00	0.00	0.00
Liquidated damages and similar claims	0.00	0.00	0.00
Others (e.g. TEF, BTR, Docs Stamp, etc.)	0.00	0.00	0.00
Add/Less: Adjustments (e.g. cancelled/staled checks)	0.00	0.00	0.00
Balance of Disbursement Authorities as at date	0.00	13,968,035.52	13,968,035.52
Total Disbursements Program	0.00	52,680,000.00	52,680,000.00
Less: *Actual Disbursements	0.00	32,102,282.80	32,102,282.80
(Over)/Under spending	0.00	20,577,717.20	20,577,717.20

Notes: \* The use of NTA is discouraged


Notes: \*\* Amounts should tally with the grand total disbursement (column 27).

Certified Correct:

  
NOCEIDA MAELY COSTA


Date: 05-Nov-2019

Recommending Approval:

  
HERRERA LOLITA GENER

Date: 05-Nov-2019

Approved By:

  
ROBLES HERNANDO DIONISIO

Date: 05-Nov-2019