




**QUARTERLY REPORT OF REVENUE AND OTHER RECEIPTS**  
As at the Quarter Ending December 31, 2019

Department : State Universities and Colleges (SUCs)  
 Agency : Cavite State University  
 Operating Unit : < not applicable >  
 Organization Code : 08 039 0000000  
 Fund Cluster : 05 - Internally Generated Funds

Classification/Sources of Revenue and Other Receipts	UACS CODE	REVENUE TARGET (Annual) per BESF	Actual Revenue and Other Receipts Collections					Cumulative Remittance/Deposits to Date			Variance		Remarks
			1st Quarter Ending March 31	2nd Quarter Ending June 30	3rd Quarter Ending Sept. 30	4th Quarter Ending Dec. 31	Total	Remittance to BTr	Deposited with AGDB	TOTAL	Amount	%	
1	2	3	4	5	6	7	8=([6+(-)7]-8+9)	9	10	11=(9+10)	12=(8-3)	13=(12/3)	14
Internally Generated Funds		497,511,000.00	414,308,663.62	29,623,963.03	33,364,195.79	418,356,976.83	895,653,799.27	0.00	896,243,089.81	896,243,089.81	398,142,799.27	80 %	
Revenue Collections		497,511,000.00	414,308,663.62	29,623,963.03	33,364,195.79	418,356,976.83	895,653,799.27	0.00	896,243,089.81	896,243,089.81	398,142,799.27	80 %	
Cash Revenue		497,511,000.00	414,308,663.62	29,623,963.03	33,364,195.79	418,356,976.83	895,653,799.27	0.00	896,243,089.81	896,243,089.81	398,142,799.27	80 %	
Non-Tax		497,511,000.00	414,308,663.62	29,623,963.03	33,364,195.79	418,356,976.83	895,653,799.27	0.00	896,243,089.81	896,243,089.81	398,142,799.27	80 %	
Tuition Fees	4020201001	169,695,000.00	389,648,286.30	1,550,483.00	3,274,246.50	585,554.35	395,058,570.15	0.00	395,059,394.95	395,059,394.95	225,363,570.15	133 %	
Income Collected from Students	4020201002	274,462,000.00	11,757,439.31	16,531,401.08	8,851,936.68	406,456,891.71	443,597,663.78	0.00	444,170,197.06	444,170,197.06	159,135,668.78	62 %	
Income from Other Sources	4020201003	18,464,000.00	2,828,765.27	1,300,708.56	4,533,293.02	1,407,995.96	10,070,762.81	0.00	10,072,746.09	10,072,746.09	(8,393,237.19)	-45 %	
Other Business Income	4020299099	34,890,000.00	10,074,172.74	10,241,370.39	16,704,719.59	9,906,534.81	46,928,797.53	0.00	46,940,751.71	46,940,751.71	12,036,797.53	34 %	
<b>TOTAL</b>		497,511,000.00	414,308,663.62	29,623,963.03	33,364,195.79	418,356,976.83	895,653,799.27	0.00	896,243,089.81	896,243,089.81	398,142,799.27	80 %	

Certified Correct:  
  
 NOCEDA MAECY COSTA  
 Accountant  
 Date: 2020-01-30 18:06:58.0

Recommending Approval:  
  
 HERRERA LOLITA GENER  
 Director of Financial Management Services (FMS) or Equivalent  
 Date: 2020-01-30 18:14:22.0

Approved By:  
  
 ROBLES HERNANDO DIONISIO  
 Agency/Entity Head or Authorized Representative  
 Date: 2020-01-30 18:15:37.0