

MONTHLY REPORT OF DISBURSEMENTS
For the month of January 2021


Department : State Universities and Colleges (SUCs)
 Agency/Entity : Cavite State University
 Operating Unit : < not applicable >
 Organization Code : 08 039 000000
 Fund Cluster : 01 Regular Agency Fund


Particulars	Current Year Budget					Prior Year's Budget										SUB-TOTAL	Trust Liabilities				Grand Total					Remarks	
	PS	MOOE	FinEx	CO	TOTAL	Prior Year's Accounts Payable					Current Year's Accounts Payable						PS	MOOE	CO	TOTAL	PS	MOOE	FinEx	CO	TOTAL		
						PS	MOOE	FinEx	CO	Sub-Total	PS	MOOE	FinEx	CO	Sub-Total												
1	2	3	4	5	6=(2+3+4+5)	7	8	9	10	11=(7+8+9+10)	12	13	14	15	16=(12+13+14+15)	17=(11+16)	18=(6+17)	19	20	21	22=(19+20+21)	23	24	25	26	27=(23+24+25+26)	28
CASH DISBURSEMENTS	18,981,053.30	759,190.15	0.00	20,526.17	20,740,769.62	990.14	110,352.67	0.00	1,963,991.13	2,075,333.94	0.00	0.00	0.00	0.00	0.00	2,075,333.94	22,816,103.56	0.00	0.00	0.00	0.00	15,962,043.44	869,542.82	0.00	1,884,517.30	22,816,103.56	
Notice of Cash Allocation (NCA)	18,981,053.30	759,190.15	0.00	20,526.17	20,740,769.62	990.14	110,352.67	0.00	1,963,991.13	2,075,333.94	0.00	0.00	0.00	0.00	0.00	2,075,333.94	22,816,103.56	0.00	0.00	0.00	0.00	15,962,043.44	869,542.82	0.00	1,884,517.30	22,816,103.56	
MDS Checks Issued	10,995,852.00	604,398.19	0.00	20,526.17	11,621,786.36	990.14	64,896.62	0.00	0.00	65,896.78	0.00	0.00	0.00	0.00	0.00	65,896.78	11,887,683.12	0.00	0.00	0.00	0.00	10,997,852.14	689,304.81	0.00	20,526.17	11,887,683.12	
Advice to Debit Account	8,864,191.30	154,791.99	0.00	0.00	9,118,983.28	0.00	45,446.05	0.00	1,963,991.13	2,009,437.18	0.00	0.00	0.00	0.00	0.00	2,009,437.18	11,128,420.44	0.00	0.00	0.00	0.00	6,864,191.30	200,238.01	0.00	1,963,991.13	11,128,420.44	
Notice of Transfer Allocations (NTA)	0.00	0.00	0.00	0.00	0.00	0.00	0.00	0.00	0.00	0.00	0.00	0.00	0.00	0.00	0.00	0.00	0.00	0.00	0.00	0.00	0.00	0.00	0.00	0.00	0.00	0.00	0.00
MDS Checks Issued	0.00	0.00	0.00	0.00	0.00	0.00	0.00	0.00	0.00	0.00	0.00	0.00	0.00	0.00	0.00	0.00	0.00	0.00	0.00	0.00	0.00	0.00	0.00	0.00	0.00	0.00	0.00
Advice to Debit Account	0.00	0.00	0.00	0.00	0.00	0.00	0.00	0.00	0.00	0.00	0.00	0.00	0.00	0.00	0.00	0.00	0.00	0.00	0.00	0.00	0.00	0.00	0.00	0.00	0.00	0.00	0.00
Working Fund for FAPs	0.00	0.00	0.00	0.00	0.00	0.00	0.00	0.00	0.00	0.00	0.00	0.00	0.00	0.00	0.00	0.00	0.00	0.00	0.00	0.00	0.00	0.00	0.00	0.00	0.00	0.00	0.00
Cash Disbursement Ceiling (CDC)	0.00	0.00	0.00	0.00	0.00	0.00	0.00	0.00	0.00	0.00	0.00	0.00	0.00	0.00	0.00	0.00	0.00	0.00	0.00	0.00	0.00	0.00	0.00	0.00	0.00	0.00	0.00
TOTAL CASH DISBURSEMENTS	18,981,053.30	759,190.15	0.00	20,526.17	20,740,769.62	990.14	110,352.67	0.00	1,963,991.13	2,075,333.94	0.00	0.00	0.00	0.00	0.00	2,075,333.94	22,816,103.56	0.00	0.00	0.00	0.00	15,962,043.44	869,542.82	0.00	1,884,517.30	22,816,103.56	
NON-CASH DISBURSEMENTS	1,217,635.26	37,177.40	0.00	0.00	1,254,812.66	0.00	1,378.74	0.00	108,158.79	109,537.53	0.00	0.00	0.00	0.00	0.00	109,537.53	1,364,350.19	0.00	0.00	0.00	0.00	1,217,635.26	38,556.14	0.00	108,158.79	1,364,350.19	
Tax Remittance Advances Issued (TRA)	1,217,635.26	37,177.40	0.00	0.00	1,254,812.66	0.00	1,378.74	0.00	108,158.79	109,537.53	0.00	0.00	0.00	0.00	0.00	109,537.53	1,364,350.19	0.00	0.00	0.00	0.00	1,217,635.26	38,556.14	0.00	108,158.79	1,364,350.19	
Non-Cash Awardment Authority (NCAA)	0.00	0.00	0.00	0.00	0.00	0.00	0.00	0.00	0.00	0.00	0.00	0.00	0.00	0.00	0.00	0.00	0.00	0.00	0.00	0.00	0.00	0.00	0.00	0.00	0.00	0.00	0.00
Disbursements effected through outright deductions from claims (please specify...)	0.00	0.00	0.00	0.00	0.00	0.00	0.00	0.00	0.00	0.00	0.00	0.00	0.00	0.00	0.00	0.00	0.00	0.00	0.00	0.00	0.00	0.00	0.00	0.00	0.00	0.00	0.00
Overpayment of expenses (e.g. personnel benefits)	0.00	0.00	0.00	0.00	0.00	0.00	0.00	0.00	0.00	0.00	0.00	0.00	0.00	0.00	0.00	0.00	0.00	0.00	0.00	0.00	0.00	0.00	0.00	0.00	0.00	0.00	0.00
Restitution for loss of government property	0.00	0.00	0.00	0.00	0.00	0.00	0.00	0.00	0.00	0.00	0.00	0.00	0.00	0.00	0.00	0.00	0.00	0.00	0.00	0.00	0.00	0.00	0.00	0.00	0.00	0.00	0.00
Liquidated damages and similar claims	0.00	0.00	0.00	0.00	0.00	0.00	0.00	0.00	0.00	0.00	0.00	0.00	0.00	0.00	0.00	0.00	0.00	0.00	0.00	0.00	0.00	0.00	0.00	0.00	0.00	0.00	0.00
Others (TEF, BTI, Documentary Stamp Tax, etc.)	0.00	0.00	0.00	0.00	0.00	0.00	0.00	0.00	0.00	0.00	0.00	0.00	0.00	0.00	0.00	0.00	0.00	0.00	0.00	0.00	0.00	0.00	0.00	0.00	0.00	0.00	0.00
TOTAL NON-CASH DISBURSEMENTS	1,217,635.26	37,177.40	0.00	0.00	1,254,812.66	0.00	1,378.74	0.00	108,158.79	109,537.53	0.00	0.00	0.00	0.00	0.00	109,537.53	1,364,350.19	0.00	0.00	0.00	0.00	1,217,635.26	38,556.14	0.00	108,158.79	1,364,350.19	
GRAND TOTAL	21,178,688.56	796,367.55	0.00	20,526.17	21,995,582.28	990.14	111,731.41	0.00	2,072,149.92	2,184,871.47	0.00	0.00	0.00	0.00	0.00	2,184,871.47	24,180,453.75	0.00	0.00	0.00	0.00	17,179,678.70	908,098.96	0.00	2,052,676.08	24,180,453.75	


SUMMARY

Particulars	Previous Report	This Month	As at Date
(1)	(2)	(3)	(4)
Total Disbursement Authorities Received	0.00	36,501,350.19	36,501,350.19
NCA	0.00	35,137,000.00	35,137,000.00
NTA	0.00	0.00	0.00
Working Fund	0.00	0.00	0.00
TRA	0.00	1,364,350.19	1,364,350.19
CDC	0.00	0.00	0.00
NCAA	0.00	0.00	0.00
Less: Notice of Transfer of Allocations (NTA) issued	0.00	0.00	0.00
Total Disbursement Authorities Available	0.00	36,501,350.19	36,501,350.19
Less:	0.00	0.00	0.00
Lapsed NCA	0.00	24,180,453.75	24,180,453.75
Disbursements	0.00	0.00	0.00
Less: Other Non-Cash Disbursements	0.00	0.00	0.00
Disbursements effected through outright deductions from claims	0.00	0.00	0.00
Overpayment of expenses (e.g. personnel benefits)	0.00	0.00	0.00
Restitution for loss of government property	0.00	0.00	0.00
Liquidated damages and similar claims	0.00	0.00	0.00
Others (e.g. TEF, BTI, Docs Stamp, etc.)	0.00	0.00	0.00
Add/less: Adjustments (e.g. cancelled/stated checks)	0.00	0.00	0.00
Balance of Disbursement Authorities as at date	0.00	12,320,896.44	12,320,896.44
Total Disbursements Program	0.00	38,009,000.00	38,009,000.00
Less: Actual Disbursements	0.00	24,180,453.75	24,180,453.75
(Over)/Under spending	0.00	13,828,546.25	13,828,546.25

Notes: * The use of NTA is discouraged
 Notes: ** Amounts should tally with the grand total disbursement (column 27).

Certified Correct:

 MAECY C. NOCEDA
 Accountant
 Date: 2021-02-10 21:23:07.0

Recommending Approval:

 LOLITA G. HERRERA
 Director, FMSO
 Date: 2021-02-10 21:24:01.0

Approved By:

 HERNANDO D. ROBLES
 President
 Date: 2021-02-10 21:27: