



2018 STUDENTS FACTSHEET



Sex Disaggregated Data of Enrolment of Students by College, 1st Semester 2018

The issue of gender stereotyping is still present in the enrolment of undergraduate students in different colleges in the university during the 1st semester, 2018. Female students in the College of Arts and Sciences; College of Economics, Management, and Development Studies; College of Education; and College of Nursing outnumber male students in the College of Agriculture, Food, Environment, and Natural Resources; College of Criminal Justice; College of Engineering and Information Technology; College of Sports, Physical Education and Recreation; and College of Veterinary Medicine and Biomedical Sciences. The result is consistent with the trend in enrolment in 2015-2017 (Student Factsheet, 2015-2017) (Table 1).

Table 1. Sex disaggregated of enrolment of students by college, 1st semester 2018



COLLEGE			TOTAL
CEIT	3,033	1,601	4,634
CEMDS	988	1,972	2,960
CED	1,061	1,678	2,739
CAS	740	1,479	2,219
CAFENR	527	425	952
CCJ	485	238	723
CON	270	769	1,039
CSPEAR	386	216	602
CVMBS	185	190	375
TOTAL	7,675	8,568	16,243

Source: CvSU Enrolment System

Sex Disaggregated Data of Graduate Students by Course, 1st Semester 2018

The male-female distribution of graduate students shows similar trend with the undergraduate, where male comprises 35 percent of the population and female consists of 65 percent. Female graduate students who are pursuing Doctorate degree in Education, Master of Arts in Education and Master in Business Administration exceed their male counterparts. As expected courses in Engineering and Information Technology are male dominated (Table 2).

Table 2. Sex disaggregated data of graduate students by course, 1st semester 2018

COURSE			TOTAL
PhD in Agriculture	9	10	19
PhD in Education	19	35	54
PhD in Management	5	6	11
MS in Agriculture	22	21	43
Master of Agriculture	42	48	90
Master of Arts in Education	157	383	540
Master in Business Administration	67	129	196
MS in Biology	7	22	29
Master in Management	8	32	40
Master of Professional Studies	22	51	73
Master of Engineering	11	4	15
Master of Information Technology	11	4	15
MS Food Science	9	4	13
MS Information Technology	12	2	14
TOTAL	401	751	1,152

Source: CvSU Enrolment System



Orientation on Anti-Sexual Harassment Act of 1995 among CSPEAR students on August 15, 2018 at the University Gymnasium, CvSU, Indang, Cavite

SERVICES OFFERED BY THE GAD RESOURCE CENTER

1. Capability Building

A. Seminar/Workshop/Training

- Gender Sensitivity
- GAD Planning and Budgeting
- Gender Analysis and Gender Analysis Tools
Harmonized GAD Guidelines (HGDG)
Gender Mainstreaming Evaluation Framework (GMEF)
- Gender Mainstreaming
- Gender in Disaster
- Integration of GAD in Instruction
- Integration of GAD in Research
- Integration of GAD in Extension

B. Orientation on:

- Gender and Development
- Magna Carta of Women
- Use of Gender Fair Language
- Sexual Orientation, Gender Identity and Expression (SOGIE)

- Anti-Sexual Harassment Act of 1995 (RA 7877)
- Anti-Violence Against Women and their Children Act of 2004 (RA 9262)
- Anti-Rape Law of 1997 (RA 8353)
- Anti-Trafficking in Persons Act of 2003 (RA 9208)
- Anti-Bullying Act of 2013 (RA 10627)
- Anti-Photo and Video Voyeurism Act of 2009 (RA 9995)
- Cybercrime Prevention Act of 2012 (RA 10175)
- Anti-Pornography Act of 2014 (RA 9775)
- Children in Conflict with the Law
- Others

2. Livelihood and Entrepreneurship

3. Counselling

Sex Disaggregated Data of Enrolment of Students by College and by Course, 1st Semester 2018

WOMEN IN EDUCATION

Most of the courses offered in the College of Arts and Sciences (CAS) (Figure 1), College of Education (CEd) (Figure 2), College of Economics, Management, and Development Studies (CEMDS) (Figure 3), and College of Nursing (CON) (Figure 4) are female-dominated except for Bachelor of Science in Hotel and Restaurant Management (BSHRM) and Diploma in HRM in CED.

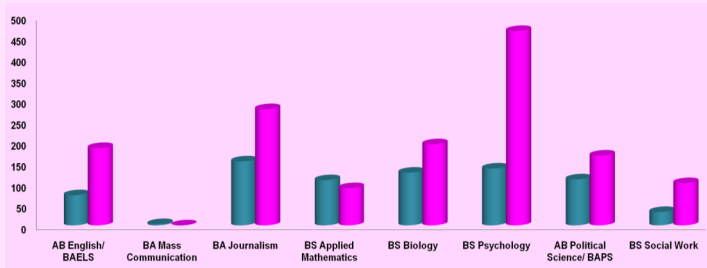


Figure 1: Enrolment in the College of Arts and Sciences

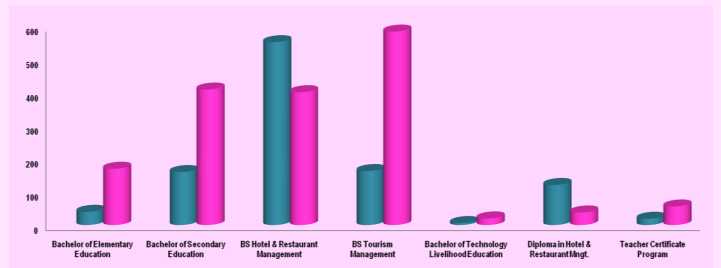


Figure 2: Enrolment in the College of Education

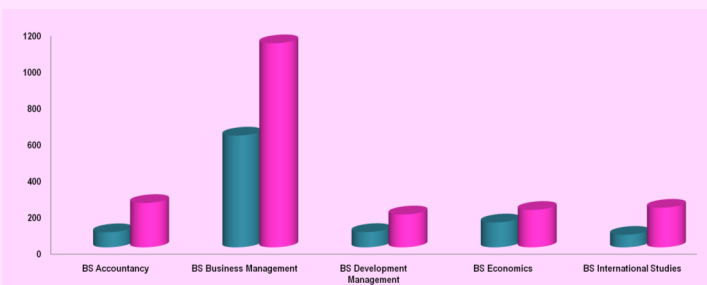


Figure 3: Enrolment in the College of Economics, Management and Development Studies

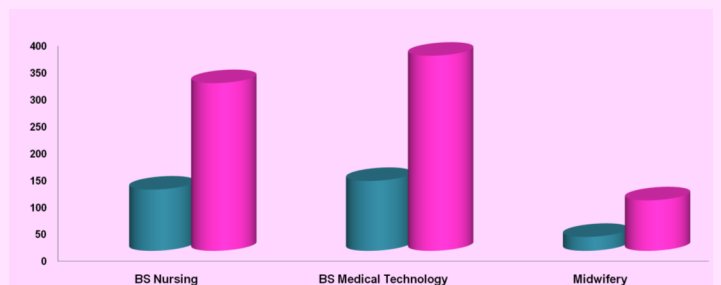


Figure 4: Enrolment in the College of Nursing

MEN IN EDUCATION

The courses offered in the College of Criminal Justice (Figure 5); College of Sports, Physical Education, and Recreation (Figure 6); and College of Engineering and Information Technology (Figure 7) are stereotypically male-domain except for BS in Office Administration in CEIT.

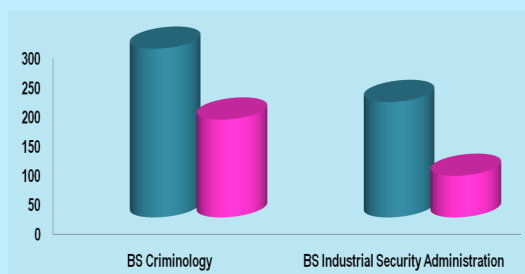


Figure 5: Enrolment in the College of Criminal Justice

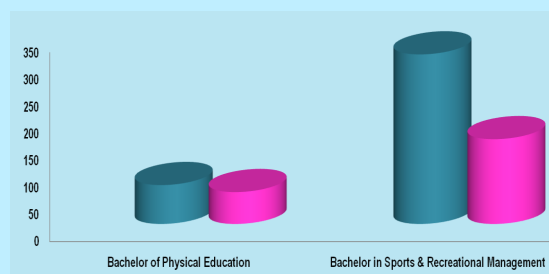


Figure 6: Enrolment in the College of Sports, Physical Education and Recreation

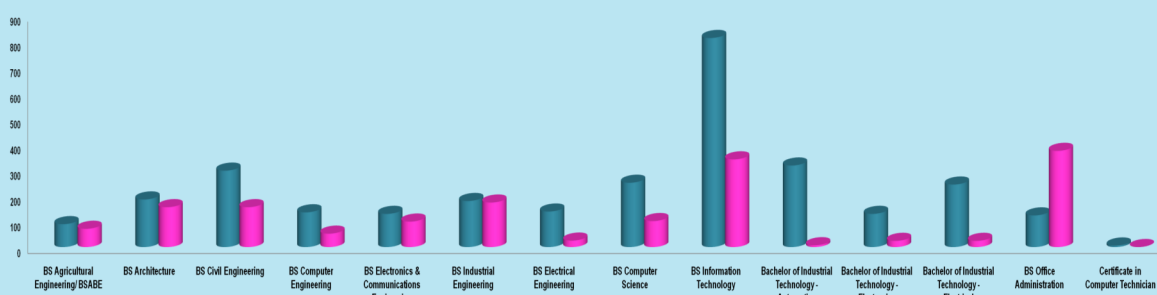


Figure 7: Enrolment in the College of Engineering and Information Technology

LEGEND:

- Female
- Male

The issue of gender stereotyping is still present in the University in terms of enrolment in the different courses.

EDITORIAL STAFF:

Consultant : Dr. Hernando D. Robles, CESO IV
 : Dr. Camilo A. Polinga, ASEAN Engr.
 Writer : Dr. Nelia C. Cresino
 Layout Artist : Ms. Shirlyn M. Rom
 Contributor : Ms. Raecel A. Estebat

GENDER AND DEVELOPMENT RESOURCE CENTER
 Cavite State University, Indang, Cavite
 gadcvsu@gmail.com
 (046) 443-2546