

MONTHLY REPORT OF DISBURSEMENTS
For the month of November 2021


Department: State Universities and Colleges (SUCs)
Agency/Entity: Cavite State University
Operating Unit: < not applicable >
Organization Code (UACS): 08 039 000000
Fund Cluster: 01 Regular Agency Fund

| Particulars | Current Year Budget | | | | | Prior Year's Budget | | | | | | | | | | Current Year's Accounts Payable | | | | Trust Liabilities | | | | Grand Total | | | | Remarks |
|--|---------------------|--------------|-------|------|---------------|---------------------|--------|-------|--------------|---------------|------|------|-------|------|--------------|---------------------------------|------|------|-------|-------------------|---------------|--------------|------|--------------|------------------|------|------|---------|
| | PS | MOOE | FinEx | CO | TOTAL | PS | MOOE | FinEx | CO | Sub-Total | PS | MOOE | FinEx | CO | TOTAL | PS | MOOE | CO | TOTAL | PS | MOOE | FinEx | CO | TOTAL | | | | |
| | 2 | 3 | 4 | 5 | 6=(2+3+4+5) | 7 | 8 | 9 | 10 | 11=(7+8+9+10) | 12 | 13 | 14 | 15 | 16=(11+12) | 18 | 19 | 20 | 21 | 22=(18+19+20+21) | 23 | 24 | 25 | 26 | 27=(23+24+25+26) | 28 | | |
| CASH DISBURSEMENTS | 40,633,560.70 | 2,675,355.95 | 0.00 | 0.00 | 43,308,916.65 | 0.00 | 0.00 | 0.00 | 3,119,730.22 | 3,119,730.22 | 0.00 | 0.00 | 0.00 | 0.00 | 3,119,730.22 | 46,428,646.87 | 0.00 | 0.00 | 0.00 | 0.00 | 40,633,560.70 | 2,675,355.95 | 0.00 | 3,119,730.22 | 46,428,646.87 | | | |
| Notice of Cash Allocation (NCA) | 40,633,560.70 | 2,675,355.95 | 0.00 | 0.00 | 43,308,916.65 | 0.00 | 0.00 | 0.00 | 3,119,730.22 | 3,119,730.22 | 0.00 | 0.00 | 0.00 | 0.00 | 3,119,730.22 | 46,428,646.87 | 0.00 | 0.00 | 0.00 | 0.00 | 40,633,560.70 | 2,675,355.95 | 0.00 | 3,119,730.22 | 46,428,646.87 | | | |
| MDS Checks Issued | 3,367,811.21 | 2,041,084.53 | 0.00 | 0.00 | 5,408,895.74 | 0.00 | 0.00 | 0.00 | 21,560.00 | 21,560.00 | 0.00 | 0.00 | 0.00 | 0.00 | 21,560.00 | 5,430,455.74 | 0.00 | 0.00 | 0.00 | 0.00 | 3,367,811.21 | 2,041,084.53 | 0.00 | 21,560.00 | 5,430,455.74 | | | |
| Advice to Debit Account | 37,265,749.49 | 634,261.42 | 0.00 | 0.00 | 37,900,010.91 | 0.00 | 0.00 | 0.00 | 3,098,170.22 | 3,098,170.22 | 0.00 | 0.00 | 0.00 | 0.00 | 3,098,170.22 | 40,998,181.13 | 0.00 | 0.00 | 0.00 | 0.00 | 37,265,749.49 | 634,261.42 | 0.00 | 3,098,170.22 | 40,998,181.13 | | | |
| Notice of Transfer Allocations (NTA) | 0.00 | 0.00 | 0.00 | 0.00 | 0.00 | 0.00 | 0.00 | 0.00 | 0.00 | 0.00 | 0.00 | 0.00 | 0.00 | 0.00 | 0.00 | 0.00 | 0.00 | 0.00 | 0.00 | 0.00 | 0.00 | 0.00 | 0.00 | 0.00 | 0.00 | 0.00 | | |
| MDS Checks Issued | 0.00 | 0.00 | 0.00 | 0.00 | 0.00 | 0.00 | 0.00 | 0.00 | 0.00 | 0.00 | 0.00 | 0.00 | 0.00 | 0.00 | 0.00 | 0.00 | 0.00 | 0.00 | 0.00 | 0.00 | 0.00 | 0.00 | 0.00 | 0.00 | 0.00 | 0.00 | 0.00 | |
| Advice to Debit Account | 0.00 | 0.00 | 0.00 | 0.00 | 0.00 | 0.00 | 0.00 | 0.00 | 0.00 | 0.00 | 0.00 | 0.00 | 0.00 | 0.00 | 0.00 | 0.00 | 0.00 | 0.00 | 0.00 | 0.00 | 0.00 | 0.00 | 0.00 | 0.00 | 0.00 | 0.00 | 0.00 | |
| Working Fund for FAPs | 0.00 | 0.00 | 0.00 | 0.00 | 0.00 | 0.00 | 0.00 | 0.00 | 0.00 | 0.00 | 0.00 | 0.00 | 0.00 | 0.00 | 0.00 | 0.00 | 0.00 | 0.00 | 0.00 | 0.00 | 0.00 | 0.00 | 0.00 | 0.00 | 0.00 | 0.00 | 0.00 | |
| Cash Disbursement Ceiling (CDC) | 0.00 | 0.00 | 0.00 | 0.00 | 0.00 | 0.00 | 0.00 | 0.00 | 0.00 | 0.00 | 0.00 | 0.00 | 0.00 | 0.00 | 0.00 | 0.00 | 0.00 | 0.00 | 0.00 | 0.00 | 0.00 | 0.00 | 0.00 | 0.00 | 0.00 | 0.00 | 0.00 | |
| TOTAL CASH DISBURSEMENTS | 40,633,560.70 | 2,675,355.95 | 0.00 | 0.00 | 43,308,916.65 | 0.00 | 0.00 | 0.00 | 3,119,730.22 | 3,119,730.22 | 0.00 | 0.00 | 0.00 | 0.00 | 3,119,730.22 | 46,428,646.87 | 0.00 | 0.00 | 0.00 | 0.00 | 40,633,560.70 | 2,675,355.95 | 0.00 | 3,119,730.22 | 46,428,646.87 | | | |
| NON-CASH DISBURSEMENTS | 2,836,371.75 | 113,007.51 | 0.00 | 0.00 | 2,949,379.26 | 0.00 | 440.00 | 0.00 | 253,829.85 | 254,269.85 | 0.00 | 0.00 | 0.00 | 0.00 | 254,269.85 | 3,203,709.11 | 0.00 | 0.00 | 0.00 | 0.00 | 2,836,371.75 | 113,007.51 | 0.00 | 253,829.85 | 3,203,709.11 | | | |
| Tax Remittance Advices Issued (TRA) | 2,836,371.75 | 113,007.51 | 0.00 | 0.00 | 2,949,379.26 | 0.00 | 440.00 | 0.00 | 253,829.85 | 254,269.85 | 0.00 | 0.00 | 0.00 | 0.00 | 254,269.85 | 3,203,709.11 | 0.00 | 0.00 | 0.00 | 0.00 | 2,836,371.75 | 113,007.51 | 0.00 | 253,829.85 | 3,203,709.11 | | | |
| Non-Cash Amendment Authority (NCAA) | 0.00 | 0.00 | 0.00 | 0.00 | 0.00 | 0.00 | 0.00 | 0.00 | 0.00 | 0.00 | 0.00 | 0.00 | 0.00 | 0.00 | 0.00 | 0.00 | 0.00 | 0.00 | 0.00 | 0.00 | 0.00 | 0.00 | 0.00 | 0.00 | 0.00 | 0.00 | 0.00 | |
| Disbursements effected through outright deductions from claims (please specify...) | 0.00 | 0.00 | 0.00 | 0.00 | 0.00 | 0.00 | 0.00 | 0.00 | 0.00 | 0.00 | 0.00 | 0.00 | 0.00 | 0.00 | 0.00 | 0.00 | 0.00 | 0.00 | 0.00 | 0.00 | 0.00 | 0.00 | 0.00 | 0.00 | 0.00 | 0.00 | 0.00 | |
| Overpayment of expenses (e.g. personal benefits) | 0.00 | 0.00 | 0.00 | 0.00 | 0.00 | 0.00 | 0.00 | 0.00 | 0.00 | 0.00 | 0.00 | 0.00 | 0.00 | 0.00 | 0.00 | 0.00 | 0.00 | 0.00 | 0.00 | 0.00 | 0.00 | 0.00 | 0.00 | 0.00 | 0.00 | 0.00 | 0.00 | |
| Restitution for loss or government property | 0.00 | 0.00 | 0.00 | 0.00 | 0.00 | 0.00 | 0.00 | 0.00 | 0.00 | 0.00 | 0.00 | 0.00 | 0.00 | 0.00 | 0.00 | 0.00 | 0.00 | 0.00 | 0.00 | 0.00 | 0.00 | 0.00 | 0.00 | 0.00 | 0.00 | 0.00 | 0.00 | |
| Liquidated damages and similar claims | 0.00 | 0.00 | 0.00 | 0.00 | 0.00 | 0.00 | 0.00 | 0.00 | 0.00 | 0.00 | 0.00 | 0.00 | 0.00 | 0.00 | 0.00 | 0.00 | 0.00 | 0.00 | 0.00 | 0.00 | 0.00 | 0.00 | 0.00 | 0.00 | 0.00 | 0.00 | 0.00 | |
| Others (e.g. TEF, BTR, Docs Stamp, etc.) | 0.00 | 0.00 | 0.00 | 0.00 | 0.00 | 0.00 | 0.00 | 0.00 | 0.00 | 0.00 | 0.00 | 0.00 | 0.00 | 0.00 | 0.00 | 0.00 | 0.00 | 0.00 | 0.00 | 0.00 | 0.00 | 0.00 | 0.00 | 0.00 | 0.00 | 0.00 | 0.00 | |
| TOTAL NON-CASH DISBURSEMENTS | 2,836,371.75 | 113,007.51 | 0.00 | 0.00 | 2,949,379.26 | 0.00 | 440.00 | 0.00 | 253,829.85 | 254,269.85 | 0.00 | 0.00 | 0.00 | 0.00 | 254,269.85 | 3,203,709.11 | 0.00 | 0.00 | 0.00 | 0.00 | 2,836,371.75 | 113,007.51 | 0.00 | 253,829.85 | 3,203,709.11 | | | |
| GRAND TOTAL | 43,469,932.45 | 2,788,363.46 | 0.00 | 0.00 | 46,258,295.91 | 0.00 | 440.00 | 0.00 | 3,373,560.07 | 3,374,000.07 | 0.00 | 0.00 | 0.00 | 0.00 | 3,374,000.07 | 49,652,355.98 | 0.00 | 0.00 | 0.00 | 0.00 | 43,469,932.45 | 2,788,363.46 | 0.00 | 3,373,560.07 | 46,632,355.98 | | | |


| Particulars | Previous Report | This Month | As at Date |
|--|-----------------|----------------|----------------|
| (1) | (2) | (3) | (4) |
| Total Disbursement Authorities Received | 44,107,551.10 | 76,218,709.11 | 120,328,260.21 |
| NCA | 43,996,000.00 | 73,915,000.00 | 116,951,000.00 |
| NTA | 0.00 | 0.00 | 0.00 |
| Working Fund | 0.00 | 0.00 | 0.00 |
| TRA | 171,551.10 | 3,203,709.11 | 3,375,260.21 |
| CDC | 0.00 | 0.00 | 0.00 |
| NCAA | 0.00 | 0.00 | 0.00 |
| Less: Notice of Transfer of Allocations (NTA)* Issued | 0.00 | 0.00 | 0.00 |
| Total Disbursement Authorities Available | 44,107,551.10 | 76,218,709.11 | 120,328,260.21 |
| Less: | 0.00 | 0.00 | 0.00 |
| Lapsed NCA | 0.00 | 0.00 | 0.00 |
| Disbursements | 13,542,846.71 | 46,428,646.87 | 59,971,493.58 |
| Less: Other Non-Cash Disbursements | 0.00 | 0.00 | 0.00 |
| Disbursements effected through outright deductions from claims | 0.00 | 0.00 | 0.00 |
| Overpayment of expenses (e.g. personnel benefits) | 0.00 | 0.00 | 0.00 |
| Restitution for loss of government property | 0.00 | 0.00 | 0.00 |
| Liquidated damages and similar claims | 0.00 | 0.00 | 0.00 |
| Others (e.g. TEF, BTR, Docs Stamp, etc.) | 0.00 | 0.00 | 0.00 |
| Add/Less: Adjustments (e.g. cancelled/stated checks) | 0.00 | 0.00 | 0.00 |
| Balance of Disbursement Authorities as at date | 30,564,704.39 | 29,790,062.24 | 60,356,766.63 |
| Total Disbursements Program | 60,593,000.00 | 105,873,000.00 | 167,466,000.00 |
| Less: *Actual Disbursements | 13,542,846.71 | 46,428,646.87 | 59,971,493.58 |
| (Over)/Under spending | 47,050,153.29 | 60,444,353.13 | 107,494,506.42 |

Notes: * The use of NTA is discouraged
Notes: ** Amounts should tally with the grand total disbursement (column 27).


Certified Correct:


MAECY C. NOCEDA
Accountant III
Date: 05-Dec-21

Recommending Approval:


LOLITA G. HERRERA
Director, FMSO
Date: 05-Dec-21

Approved By:


HERNANDO D. ROBLES
President
Date: 05-Dec-21