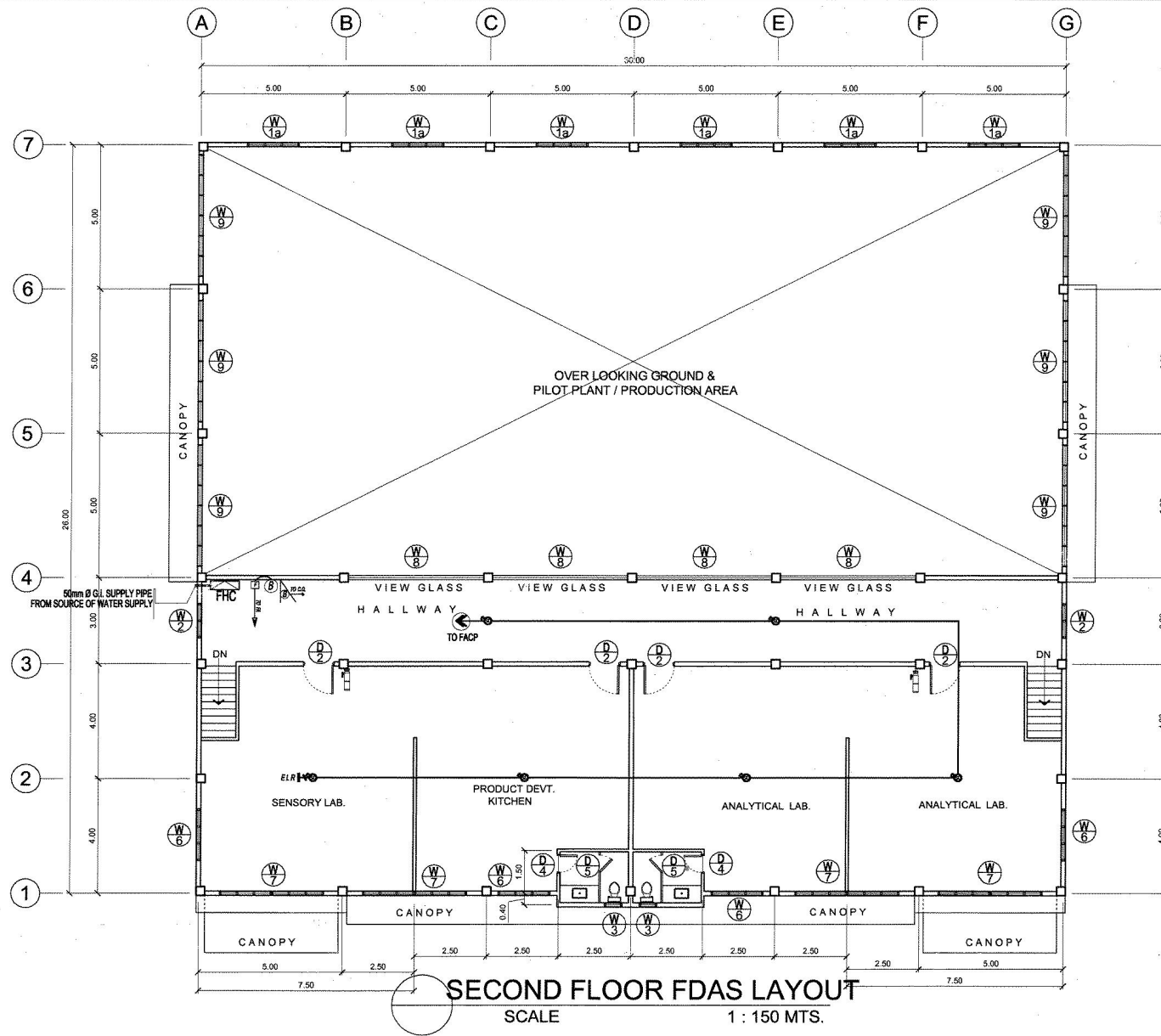
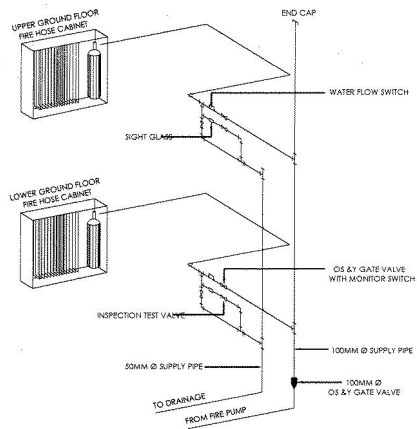


○
GROUND FLOOR FDAS LAYOUT
 SCALE 1 : 150 MTS.

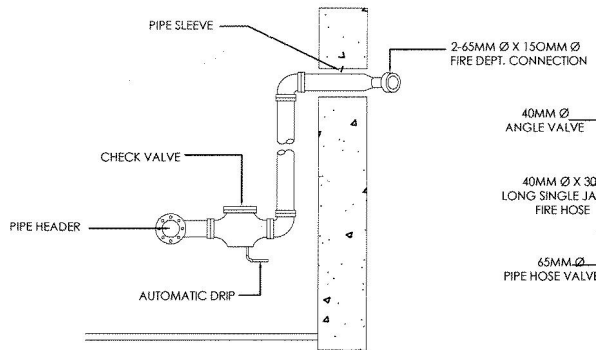
PROPOSED FRUITS & VEGETABLE PROCESSING CENTER
 CVSU, MAIN CAMPUS



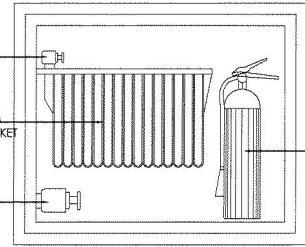
PROPOSED FRUITS & VEGETABLE PROCESSING CENTER
CVSU, MAIN CAMPUS



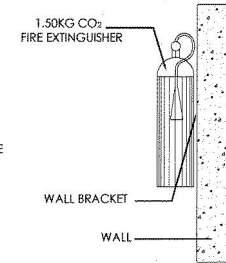
RISER DIAGRAM



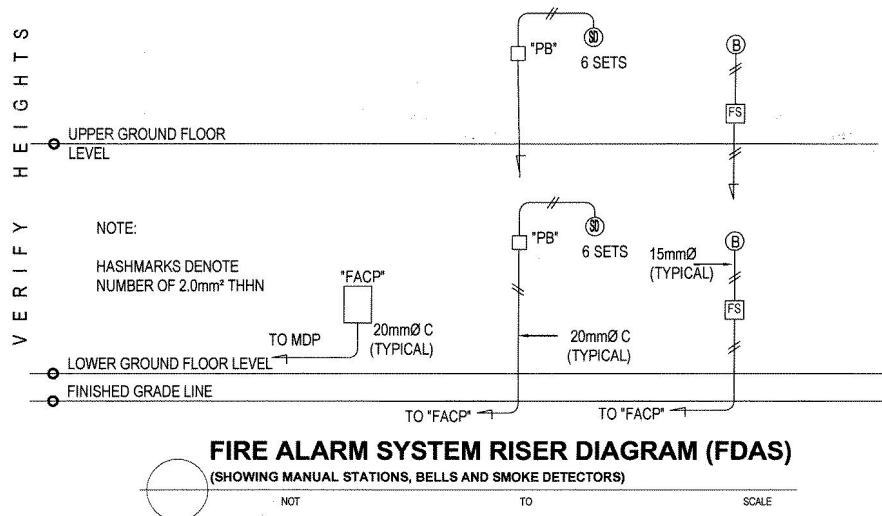
DRY STAND PIPE DETAIL



FIRE HOSE CABINET DETAIL




WALL MOUNTED FIRE EXTINGUISHER DETAIL




FIRE ALARM SYSTEM RISER DIAGRAM (FDAS)
(SHOWING MANUAL STATIONS, BELLS AND SMOKE DETECTORS)

LEGEND & SYMBOLS:


SYMBOL	DESCRIPTIONS
	SMOKE DETECTOR
	FIRE ALARM MANUAL STATION
	FIRE ALARM BELL OUTLET
	HOME RUN TO FACP
	END OF LINE RESISTOR-ELR
	FIRE ALARM CONTROL PANEL
	2.0mm THIN IN 15mm Ø C.



SMOKE DETECTOR
NOT TO SCALE



FIRE ALARM BELL
NOT TO SCALE



FIRE ALARM MANUAL STATION (FS)
NOT TO SCALE

NOTES:

- ALL PIPES SHALL HAVE A STRENGTH EQUIVALENT TO SCHEDULE 40
- ALL PIPES SHALL BE PAINTED WITH EPOXY PRIMER PAINT AND WITH A RED PAINT AS FINAL COATING.
- ALL CONNECTIONS SHALL BE LEAK PROOF AND SHALL BE ABLE TO RESIST HIGH PRESSURE.
- USE PENDENT TYPE SPRINKLER HEADS FOR PORTIONS WITH CEILINGS.
- USE SIDE WALL TYPE SPRINKLER HEADS IN STAIRCASES.
- SPRINKLER SYSTEM WILL BE TAPPED TO EXISTING RISER AND DRAIN PIPES

PROPOSED FRUITS & VEGETABLE PROCESSING CENTER
CVSU, MAIN CAMPUS