

MONTHLY REPORT OF DISBURSEMENTS  
For the month of January 2022


Department State Universities and Colleges (SUCs)  
Agency/Entity Cavite State University  
Operating Unit < not applicable >  
Organization Code (UACS) 08 039 000000  
Fund Cluster 01 Regular Agency Fund

Particulars	Current Year Budget					Prior Year's Budget											SUB-TOTAL	Trust Liabilities				Grand Total					Remarks	
	PS	MOOE	FinEx	CO	TOTAL	Prior Year's Accounts Payable					Current Year's Accounts Payable							PS	MOOE	CO	TOTAL	PS	MOOE	FinEx	CO	TOTAL		
						PS	MOOE	FinEx	CO	Sub-Total	PS	MOOE	FinEx	CO	Sub-Total	PS												MOOE
1	2	3	4	5	6=(2+3+4+5)	7	8	9	10	11=(7+8+9+10)	12	13	14	15	16=(12+13+14+15)	17=(11+16)	18=(6+17)	19	20	21	22=(19+20+21)	23	24	25	26	27=(23+24+25+26)	28	
CASH DISBURSEMENTS	6,693,800.44	201,594.85	0.00	0.00	6,895,395.29	7,203,512.10	490,750.53	0.00	979,680.82	8,733,943.45	0.00	0.00	0.00	0.00	8,733,943.45	15,629,338.74	0.00	0.00	0.00	0.00	13,957,312.54	692,345.38	0.00	979,680.82	15,629,338.74			
Notice of Cash Allocation (NCA)	6,693,800.44	201,594.85	0.00	0.00	6,895,395.29	7,203,512.10	490,750.53	0.00	979,680.82	8,733,943.45	0.00	0.00	0.00	0.00	8,733,943.45	15,629,338.74	0.00	0.00	0.00	0.00	13,957,312.54	692,345.38	0.00	979,680.82	15,629,338.74			
MDS Checks Issued	0.00	16,705.95	0.00	0.00	16,705.95	561,279.39	214,627.75	0.00	0.00	795,907.14	0.00	0.00	0.00	0.00	795,907.14	812,613.09	0.00	0.00	0.00	0.00	561,279.39	231,333.70	0.00	0.00	812,613.09			
Advice to Debit Account	6,693,800.44	184,888.90	0.00	0.00	6,878,689.34	6,682,232.71	276,122.78	0.00	979,680.82	7,938,036.31	0.00	0.00	0.00	0.00	7,938,036.31	14,816,725.65	0.00	0.00	0.00	0.00	13,376,033.15	461,011.68	0.00	979,680.82	14,816,725.65			
Notice of Transfer Allocations (NTA)	0.00	0.00	0.00	0.00	0.00	0.00	0.00	0.00	0.00	0.00	0.00	0.00	0.00	0.00	0.00	0.00	0.00	0.00	0.00	0.00	0.00	0.00	0.00	0.00	0.00	0.00		
MDS Checks Issued	0.00	0.00	0.00	0.00	0.00	0.00	0.00	0.00	0.00	0.00	0.00	0.00	0.00	0.00	0.00	0.00	0.00	0.00	0.00	0.00	0.00	0.00	0.00	0.00	0.00	0.00	0.00	
Advice to Debit Account	0.00	0.00	0.00	0.00	0.00	0.00	0.00	0.00	0.00	0.00	0.00	0.00	0.00	0.00	0.00	0.00	0.00	0.00	0.00	0.00	0.00	0.00	0.00	0.00	0.00	0.00	0.00	
Working Fund for FAPs	0.00	0.00	0.00	0.00	0.00	0.00	0.00	0.00	0.00	0.00	0.00	0.00	0.00	0.00	0.00	0.00	0.00	0.00	0.00	0.00	0.00	0.00	0.00	0.00	0.00	0.00	0.00	
Cash Disbursement Ceiling (CDC)	0.00	0.00	0.00	0.00	0.00	0.00	0.00	0.00	0.00	0.00	0.00	0.00	0.00	0.00	0.00	0.00	0.00	0.00	0.00	0.00	0.00	0.00	0.00	0.00	0.00	0.00	0.00	
<b>TOTAL CASH DISBURSEMENTS</b>	<b>6,693,800.44</b>	<b>201,594.85</b>	<b>0.00</b>	<b>0.00</b>	<b>6,895,395.29</b>	<b>7,203,512.10</b>	<b>490,750.53</b>	<b>0.00</b>	<b>979,680.82</b>	<b>8,733,943.45</b>	<b>0.00</b>	<b>0.00</b>	<b>0.00</b>	<b>0.00</b>	<b>8,733,943.45</b>	<b>15,629,338.74</b>	<b>0.00</b>	<b>0.00</b>	<b>0.00</b>	<b>0.00</b>	<b>13,957,312.54</b>	<b>692,345.38</b>	<b>0.00</b>	<b>979,680.82</b>	<b>15,629,338.74</b>			
NON-CASH DISBURSEMENTS	0.00	1,110.07	0.00	0.00	1,110.07	1,366,982.53	7,049.46	0.00	0.00	1,374,031.99	0.00	0.00	0.00	0.00	1,374,031.99	1,375,142.06	0.00	0.00	0.00	0.00	1,366,982.53	8,159.53	0.00	0.00	1,375,142.06			
Tax Remittance Advices Issued (TRA)	0.00	1,110.07	0.00	0.00	1,110.07	1,366,982.53	7,049.46	0.00	0.00	1,374,031.99	0.00	0.00	0.00	0.00	1,374,031.99	1,375,142.06	0.00	0.00	0.00	0.00	1,366,982.53	8,159.53	0.00	0.00	1,375,142.06			
Non-Cash Availment Authority (NCAA)	0.00	0.00	0.00	0.00	0.00	0.00	0.00	0.00	0.00	0.00	0.00	0.00	0.00	0.00	0.00	0.00	0.00	0.00	0.00	0.00	0.00	0.00	0.00	0.00	0.00	0.00	0.00	
Disbursements effected through outright deductions from claims (please specify...)	0.00	0.00	0.00	0.00	0.00	0.00	0.00	0.00	0.00	0.00	0.00	0.00	0.00	0.00	0.00	0.00	0.00	0.00	0.00	0.00	0.00	0.00	0.00	0.00	0.00	0.00	0.00	
Overpayment of expenses(e.g. personnel benefits)	0.00	0.00	0.00	0.00	0.00	0.00	0.00	0.00	0.00	0.00	0.00	0.00	0.00	0.00	0.00	0.00	0.00	0.00	0.00	0.00	0.00	0.00	0.00	0.00	0.00	0.00	0.00	
Restitution for loss or government proceeds	0.00	0.00	0.00	0.00	0.00	0.00	0.00	0.00	0.00	0.00	0.00	0.00	0.00	0.00	0.00	0.00	0.00	0.00	0.00	0.00	0.00	0.00	0.00	0.00	0.00	0.00	0.00	
Liquidated damages and similar claims	0.00	0.00	0.00	0.00	0.00	0.00	0.00	0.00	0.00	0.00	0.00	0.00	0.00	0.00	0.00	0.00	0.00	0.00	0.00	0.00	0.00	0.00	0.00	0.00	0.00	0.00	0.00	
Others (e.g. TEF, BTR, Docs Stamp, etc.)	0.00	0.00	0.00	0.00	0.00	0.00	0.00	0.00	0.00	0.00	0.00	0.00	0.00	0.00	0.00	0.00	0.00	0.00	0.00	0.00	0.00	0.00	0.00	0.00	0.00	0.00	0.00	
<b>TOTAL NON-CASH DISBURSEMENTS</b>	<b>0.00</b>	<b>1,110.07</b>	<b>0.00</b>	<b>0.00</b>	<b>1,110.07</b>	<b>1,366,982.53</b>	<b>7,049.46</b>	<b>0.00</b>	<b>0.00</b>	<b>1,374,031.99</b>	<b>0.00</b>	<b>0.00</b>	<b>0.00</b>	<b>0.00</b>	<b>1,374,031.99</b>	<b>1,375,142.06</b>	<b>0.00</b>	<b>0.00</b>	<b>0.00</b>	<b>0.00</b>	<b>1,366,982.53</b>	<b>8,159.53</b>	<b>0.00</b>	<b>0.00</b>	<b>1,375,142.06</b>			
<b>GRAND TOTAL</b>	<b>6,693,800.44</b>	<b>202,704.92</b>	<b>0.00</b>	<b>0.00</b>	<b>6,896,505.36</b>	<b>8,630,494.63</b>	<b>497,799.99</b>	<b>0.00</b>	<b>979,680.82</b>	<b>10,107,975.44</b>	<b>0.00</b>	<b>0.00</b>	<b>0.00</b>	<b>0.00</b>	<b>10,107,975.44</b>	<b>17,004,480.80</b>	<b>0.00</b>	<b>0.00</b>	<b>0.00</b>	<b>0.00</b>	<b>15,324,295.07</b>	<b>700,504.91</b>	<b>0.00</b>	<b>979,680.82</b>	<b>17,004,800.80</b>			


Particulars	Previous Report	This Month	As at Date
(1)	(2)	(3)	(4)
Total Disbursement Authorities Received	0.00	36,979,142.06	36,979,142.06
NCA	0.00	35,604,000.00	35,604,000.00
NTA	0.00	0.00	0.00
Working Fund	0.00	0.00	0.00
TRA	0.00	1,375,142.06	1,375,142.06
CDC	0.00	0.00	0.00
NCAA	0.00	0.00	0.00
Less: Notice of Transfer of Allocations (NTA)* issued	0.00	0.00	0.00
Total Disbursement Authorities Available	0.00	36,979,142.06	36,979,142.06
Less:	0.00	0.00	0.00
Lapsed NCA	0.00	0.00	0.00
Disbursements	0.00	15,629,338.74	15,629,338.74
Less: Other Non-Cash Disbursements	0.00	0.00	0.00
Disbursements effected through outright deductions from claims	0.00	0.00	0.00
Overpayment of expenses(e.g. personnel benefits)	0.00	0.00	0.00
Restitution for loss of government property	0.00	0.00	0.00
Liquidated damages and similar claims	0.00	0.00	0.00
Others (e.g. TEF, BTR, Docs Stamp, etc.)	0.00	0.00	0.00
Add/less: Adjustments (e.g. cancelled/staled checks)	0.00	0.00	0.00
Balance of Disbursement Authorities as at date	0.00	21,349,803.32	21,349,803.32
Total Disbursements Program	0.00	32,618,000.00	32,618,000.00
Less: *Actual Disbursements	0.00	15,629,338.74	15,629,338.74
(Over)/Under spending	0.00	16,988,661.26	16,988,661.26

Notes: \* The use of NTA is discouraged  
Notes: \*\* Amounts should tally with the grand total disbursement (column 27).


Certified Correct:

  
MAECY C. NOCEDA  
Accountant  
Date: 2022-02-07 11:29:21

Recommending Approval:

  
LOLITA G. HERRERA  
Director, FMSO  
Date: 2022-02-07 11:36:00

Approved By:

  
HERNANDO D. ROBLES  
President  
Date: 2022-02-07 11:40:38