



QUARTERLY REPORT OF REVENUE AND OTHER RECEIPTS
As at the Quarter Ending June 30, 2023

Department : State Universities and Colleges (SUCs)
 Agency/Entity : Cavite State University
 Operating Unit : < not applicable >
 Organization Code (UACS) : 08 039 0000000
 Fund Cluster : 05 - Internally Generated Funds


Classification/Sources of Revenue and Other Receipts	UACS CODE	REVENUE TARGET (Annual) per BESF	Actual Revenue and Other Receipts Collections					Cumulative Remittance/Deposits to Date			Variance		Remarks
			1st Quarter Ending March 31	2nd Quarter Ending June 30	3rd Quarter Ending September 30	4th Quarter Ending December 31	Total	Remittance to BTr	Deposited with AGDB	Total	Amount	%	
1	2	3	4	5	6	7	8=[6+(-)7]-8+9	9	10	11=(9+10)	12=(8-3)	13=(12/3)	14
Internally Generated Funds		1,103,807,000.00	134,494,074.02	45,976,723.17	0.00	0.00	180,470,797.19	0.00	189,253,291.94	189,253,291.94	(923,336,202.81)	-84 %	
Revenue Collections		1,103,807,000.00	134,494,074.02	45,976,723.17	0.00	0.00	180,470,797.19	0.00	189,253,291.94	189,253,291.94	(923,336,202.81)	-84 %	
Cash Revenue		1,103,807,000.00	134,494,074.02	45,976,723.17	0.00	0.00	180,470,797.19	0.00	189,253,291.94	189,253,291.94	(923,336,202.81)	-84 %	
Non-Tax		1,103,807,000.00	134,494,074.02	45,976,723.17	0.00	0.00	180,470,797.19	0.00	189,253,291.94	189,253,291.94	(923,336,202.81)	-84 %	
Tuition Fees	4020201001	127,246,000.00	13,232,984.43	1,850,327.50	0.00	0.00	15,083,311.93	0.00	15,083,311.93	15,083,311.93	(112,162,688.07)	-88 %	
Income Collected from Students	4020201002	861,582,000.00	26,486,195.45	11,248,230.90	0.00	0.00	37,734,426.35	0.00	27,690,924.43	27,690,924.43	(823,847,573.65)	-96 %	
Income from Other Sources	4020201003	4,031,000.00	58,958,454.18	2,617,260.20	0.00	0.00	61,575,714.38	0.00	80,622,682.15	80,622,682.15	57,544,714.38	1,428 %	
Other Business Income	4020299099	9,701,000.00	8,697,874.55	14,219,638.81	0.00	0.00	22,917,513.36	0.00	22,696,542.26	22,696,542.26	13,216,513.36	136 %	
Income from Grants and Donations in Cash	4040201000	101,247,000.00	27,118,565.41	16,041,265.76	0.00	0.00	43,159,831.17	0.00	43,159,831.17	43,159,831.17	(58,087,168.83)	-57 %	
GRAND TOTAL		1,103,807,000.00	134,494,074.02	45,976,723.17	0.00	0.00	180,470,797.19	0.00	189,253,291.94	189,253,291.94	(923,336,202.81)	-84 %	

Certified Correct:

 ARLENE C. MORALES
 OIC, Accounting Office
 Date: July 17, 2023 09:12 AM

Certified Correct:

 ASUNCION R. REYES
 OIC, FMSO Director
 Date: July 17, 2023 09:12 AM

Recommending Approval By:

 Date: July 17, 2023 09:15 AM

Approved By:

 DR. HERMINANDO D. ROBLES, CEO VI
 SUC President
 Date: July 17, 2023 09:16 AM