


MONTHLY REPORT OF DISBURSEMENTS
For the month of December 2023


Department : State Universities and Colleges (SUCs)
 Agency/Entity : Cavite State University
 Operating Unit : < not applicable >
 Organization Code (UACS) : 08 039 0000000
 Fund Cluster : 01 - Regular Agency Fund


Particulars	Current Year Budget					Prior Year's Budget										SUB-TOTAL	Trust Liabilities				Grand Total					Remarks	
	PS	MOOE	FinEx	CO	TOTAL	Prior Year's Accounts Payable				Current Year's Accounts Payable							PS	MOOE	CO	TOTAL	PS	MOOE	FinEx	CO	TOTAL		
						PS	MOOE	FinEx	CO	Sub-Total	PS	MOOE	FinEx	CO	Sub-Total												PS
1	2	3	4	5	6=(2+3+4+5)	7	8	9	10	11=(7+8+9+10)	12	13	14	15	16=(12+13+14+15)	17=(11+16)	18=(6+17)	19	20	21	22=(19+20+21)	23	24	25	26	27=(23+24+25+26)	28
CASH DISBURSEMENTS	82,188,058.35	7,100,905.99	0.00	0.00	89,288,964.34	27,469.69	726,698.60	0.00	6,471,543.29	7,225,711.58	0.00	0.00	0.00	0.00	7,225,711.58	96,514,675.92	0.00	0.00	0.00	0.00	0.00	82,215,528.04	7,827,604.59	0.00	6,471,543.29	96,514,675.92	
Notice of Cash Allocation (NCA)	82,188,058.35	7,100,905.99	0.00	0.00	89,288,964.34	27,469.69	726,698.60	0.00	6,471,543.29	7,225,711.58	0.00	0.00	0.00	0.00	7,225,711.58	96,514,675.92	0.00	0.00	0.00	0.00	0.00	82,215,528.04	7,827,604.59	0.00	6,471,543.29	96,514,675.92	
MDS Checks Issued	13,881,584.06	2,721,071.98	0.00	0.00	16,602,656.04	0.00	0.00	0.00	0.00	0.00	0.00	0.00	0.00	0.00	0.00	16,602,656.04	0.00	0.00	0.00	0.00	0.00	13,881,584.06	2,721,071.98	0.00	0.00	16,602,656.04	
Advice to Debit Account	68,306,474.29	4,379,834.01	0.00	0.00	72,686,308.30	27,469.69	726,698.60	0.00	6,471,543.29	7,225,711.58	0.00	0.00	0.00	0.00	7,225,711.58	79,912,019.88	0.00	0.00	0.00	0.00	0.00	68,333,943.98	5,106,532.61	0.00	6,471,543.29	79,912,019.88	
Notice of Transfer Allocations (NTA)	0.00	0.00	0.00	0.00	0.00	0.00	0.00	0.00	0.00	0.00	0.00	0.00	0.00	0.00	0.00	0.00	0.00	0.00	0.00	0.00	0.00	0.00	0.00	0.00	0.00	0.00	
MDS Checks Issued	0.00	0.00	0.00	0.00	0.00	0.00	0.00	0.00	0.00	0.00	0.00	0.00	0.00	0.00	0.00	0.00	0.00	0.00	0.00	0.00	0.00	0.00	0.00	0.00	0.00	0.00	
Advice to Debit Account	0.00	0.00	0.00	0.00	0.00	0.00	0.00	0.00	0.00	0.00	0.00	0.00	0.00	0.00	0.00	0.00	0.00	0.00	0.00	0.00	0.00	0.00	0.00	0.00	0.00	0.00	
Working Fund for FAPs	0.00	0.00	0.00	0.00	0.00	0.00	0.00	0.00	0.00	0.00	0.00	0.00	0.00	0.00	0.00	0.00	0.00	0.00	0.00	0.00	0.00	0.00	0.00	0.00	0.00	0.00	
Cash Disbursement Ceiling (CDC)	0.00	0.00	0.00	0.00	0.00	0.00	0.00	0.00	0.00	0.00	0.00	0.00	0.00	0.00	0.00	0.00	0.00	0.00	0.00	0.00	0.00	0.00	0.00	0.00	0.00	0.00	
TOTAL CASH DISBURSEMENTS	82,188,058.35	7,100,905.99	0.00	0.00	89,288,964.34	27,469.69	726,698.60	0.00	6,471,543.29	7,225,711.58	0.00	0.00	0.00	0.00	7,225,711.58	96,514,675.92	0.00	0.00	0.00	0.00	0.00	82,215,528.04	7,827,604.59	0.00	6,471,543.29	96,514,675.92	
NON-CASH DISBURSEMENTS	1,095,800.93	101,204.19	0.00	0.00	1,197,005.12	0.00	49,042.45	0.00	378,752.45	427,794.90	0.00	0.00	0.00	0.00	427,794.90	1,624,800.02	0.00	0.00	0.00	0.00	0.00	1,095,800.93	150,246.64	0.00	378,752.45	1,624,800.02	
Tax Remittance Advances Issued (TRA)	1,095,800.93	101,204.19	0.00	0.00	1,197,005.12	0.00	49,042.45	0.00	378,752.45	427,794.90	0.00	0.00	0.00	0.00	427,794.90	1,624,800.02	0.00	0.00	0.00	0.00	0.00	1,095,800.93	150,246.64	0.00	378,752.45	1,624,800.02	
Non-Cash Availment Authority (NCAA)	0.00	0.00	0.00	0.00	0.00	0.00	0.00	0.00	0.00	0.00	0.00	0.00	0.00	0.00	0.00	0.00	0.00	0.00	0.00	0.00	0.00	0.00	0.00	0.00	0.00	0.00	
Disbursements effected through outright deductions from claims (please specify...)	0.00	0.00	0.00	0.00	0.00	0.00	0.00	0.00	0.00	0.00	0.00	0.00	0.00	0.00	0.00	0.00	0.00	0.00	0.00	0.00	0.00	0.00	0.00	0.00	0.00	0.00	
Overpayment of expenses(e.g. personnel benefits)	0.00	0.00	0.00	0.00	0.00	0.00	0.00	0.00	0.00	0.00	0.00	0.00	0.00	0.00	0.00	0.00	0.00	0.00	0.00	0.00	0.00	0.00	0.00	0.00	0.00	0.00	
Restitution for loss of government property	0.00	0.00	0.00	0.00	0.00	0.00	0.00	0.00	0.00	0.00	0.00	0.00	0.00	0.00	0.00	0.00	0.00	0.00	0.00	0.00	0.00	0.00	0.00	0.00	0.00	0.00	
Liquidated damages and similar claims	0.00	0.00	0.00	0.00	0.00	0.00	0.00	0.00	0.00	0.00	0.00	0.00	0.00	0.00	0.00	0.00	0.00	0.00	0.00	0.00	0.00	0.00	0.00	0.00	0.00	0.00	
Others(TEF, BTr-Documentary Stamp Tax, etc.)	0.00	0.00	0.00	0.00	0.00	0.00	0.00	0.00	0.00	0.00	0.00	0.00	0.00	0.00	0.00	0.00	0.00	0.00	0.00	0.00	0.00	0.00	0.00	0.00	0.00	0.00	
TOTAL NON-CASH DISBURSEMENTS	1,095,800.93	101,204.19	0.00	0.00	1,197,005.12	0.00	49,042.45	0.00	378,752.45	427,794.90	0.00	0.00	0.00	0.00	427,794.90	1,624,800.02	0.00	0.00	0.00	0.00	0.00	1,095,800.93	150,246.64	0.00	378,752.45	1,624,800.02	
GRAND TOTAL	83,283,859.28	7,202,110.18	0.00	0.00	90,485,964.46	27,469.69	775,741.05	0.00	6,850,295.74	7,653,506.48	0.00	0.00	0.00	0.00	7,653,506.48	98,139,475.94	0.00	0.00	0.00	0.00	0.00	83,311,328.97	7,977,851.23	0.00	6,850,295.74	98,139,475.94	

Particulars	Previous Report (2)	This Month (3)	As at Date (4)
SUMMARY			
Total Disbursement Authorities Received	136,448,464.56	67,525,579.02	203,974,043.58
NCA	131,681,345.00	65,900,779.00	197,582,124.00
NTA	0.00	0.00	0.00
Working Fund	0.00	0.00	0.00
TRA	4,767,119.56	1,624,800.02	6,391,919.58
CDC	0.00	0.00	0.00
NCAA	0.00	0.00	0.00
Less: Notice of Transfer of Allocations (NTA)* Issued	0.00	0.00	0.00
Total Disbursement Authorities Available	136,448,464.56	67,525,579.02	203,974,043.58
Less:	0.00	0.00	0.00
Lapsed NCA	0.00	0.00	0.00
Disbursements	105,834,018.42	98,139,475.94	203,973,494.36
Less: Other Non-Cash Disbursements	0.00	0.00	0.00
Disbursements effected through outright deductions from claims	0.00	0.00	0.00
Overpayment of expenses(e.g. personnel benefits)	0.00	0.00	0.00
Restitution for loss of government property	0.00	0.00	0.00
Liquidated damages and similar claims	0.00	0.00	0.00
Others (e.g. TEF, BTr, Docs Stamp, etc.)	0.00	0.00	0.00
Add/Less: Adjustments (e.g. cancelled/staled checks)	0.00	0.00	0.00
Balance of Disbursement Authorities as at date	30,614,446.14	(30,613,896.92)	549.22
Total Disbursements Program	98,353,000.00	42,481,000.00	140,834,000.00
Less: *Actual Disbursements	105,834,018.42	98,139,475.94	203,973,494.36
(Over)/Under spending	(7,481,018.42)	(55,658,475.94)	(63,139,494.36)

Notes: * The use of NTA is discouraged
 Notes: ** Amounts should tally with the grand total disbursement (column 27).


 DORIAN CASTILLO
 Accountant
 Date: January 9, 2024 09:48 AM

Recommending Approver:

 ASUNCION R. REYES
 Director, FMSC
 Date: January 9, 2024 09:48 AM

Approved By:

 DR. HERNANDO D. ROBLES, CEO VI
 President
 Date: January 9, 2024 09:49 AM