



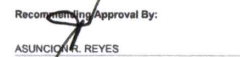
**QUARTERLY REPORT OF REVENUE AND OTHER RECEIPTS**  
As at the Quarter Ending December 31, 2023


Department : State Universities and Colleges (SUCs)  
 Agency/Entity : Cavite State University  
 Operating Unit : < not applicable >  
 Organization Code (UACS) : 08 039 0000000  
 Fund Cluster : 05 - Internally Generated Funds

Classification/Sources of Revenue and Other Receipts	UACS CODE	REVENUE TARGET (Annual) per BESF	Actual Revenue and Other Receipts Collections					Cumulative Remittance/Deposits to Date			Variance		Remarks
			1st Quarter Ending March 31	2nd Quarter Ending June 30	3rd Quarter Ending September 30	4th Quarter Ending December 31	Total	Remittance to BTr	Deposited with AGDB	Total	Amount	%	
1	2	3	4	5	6	7	8=(4+5+6+7)	9	10	11=(9+10)	12=(8-3)	13=(12/3)	14
<b>Internally Generated Funds</b>		1,103,807,000.00	134,494,074.02	45,976,723.17	158,906,829.19	135,234,501.41	474,612,127.79	0.00	425,813,043.85	425,813,043.85	(629,194,872.21)		-57 %
Revenue Collections		1,103,807,000.00	134,494,074.02	45,976,723.17	158,906,829.19	135,234,501.41	474,612,127.79	0.00	425,813,043.85	425,813,043.85	(629,194,872.21)		-57 %
Cash Revenue		1,103,807,000.00	134,494,074.02	45,976,723.17	158,906,829.19	135,234,501.41	474,612,127.79	0.00	425,813,043.85	425,813,043.85	(629,194,872.21)		-57 %
Non-Tax		1,103,807,000.00	134,494,074.02	45,976,723.17	158,906,829.19	135,234,501.41	474,612,127.79	0.00	425,813,043.85	425,813,043.85	(629,194,872.21)		-57 %
Tuition Fees	4020201001	127,246,000.00	13,232,984.43	1,850,327.50	23,595,652.62	92,803,928.36	131,482,892.91	0.00	82,514,152.42	82,514,152.42	4,236,892.91		3 %
Income Collected from Students	4020201002	861,582,000.00	26,486,195.45	11,248,230.90	99,041,018.49	6,219,461.82	142,994,906.66	0.00	138,972,161.01	138,972,161.01	(718,587,093.34)		-83 %
Income from Other Sources	4020201003	4,031,000.00	58,958,454.18	2,617,260.20	3,033,581.10	3,472,771.75	68,082,067.23	0.00	72,929,088.55	72,929,088.55	64,051,067.23		1,589 %
Other Business Income	4020299099	9,701,000.00	8,697,874.55	14,219,638.81	17,969,593.41	9,773,843.78	50,860,950.55	0.00	50,380,420.92	50,380,420.92	40,959,950.55		422 %
Income from Grants and Donations in Cash	4040201000	101,247,000.00	27,118,565.41	16,041,265.76	15,266,983.57	22,964,495.70	81,391,310.44	0.00	81,017,220.95	81,017,220.95	(19,855,689.56)		-20 %
<b>GRAND TOTAL</b>		1,103,807,000.00	134,494,074.02	45,976,723.17	158,906,829.19	135,234,501.41	474,612,127.79	0.00	425,813,043.85	425,813,043.85	(629,194,872.21)		-57 %

Certified Correct:  
  
 D. J. ASTILLA  
 Accountant  
 Date: January 29, 2024 06:00 PM

Certified Correct:  
  
 GILDA C. CRYSTAL  
 Budget Officer  
 Date: January 29, 2024 06:00 PM

Recommending Approval By:  
  
 ASUNCION R. REYES  
 Director, FMSSO  
 Date: January 29, 2024 06:01 PM

Approved By:  
  
 DR. HERNANDO D. ROBLES, CEO  
 SUC President  
 Date: January 29, 2024 06:02 PM