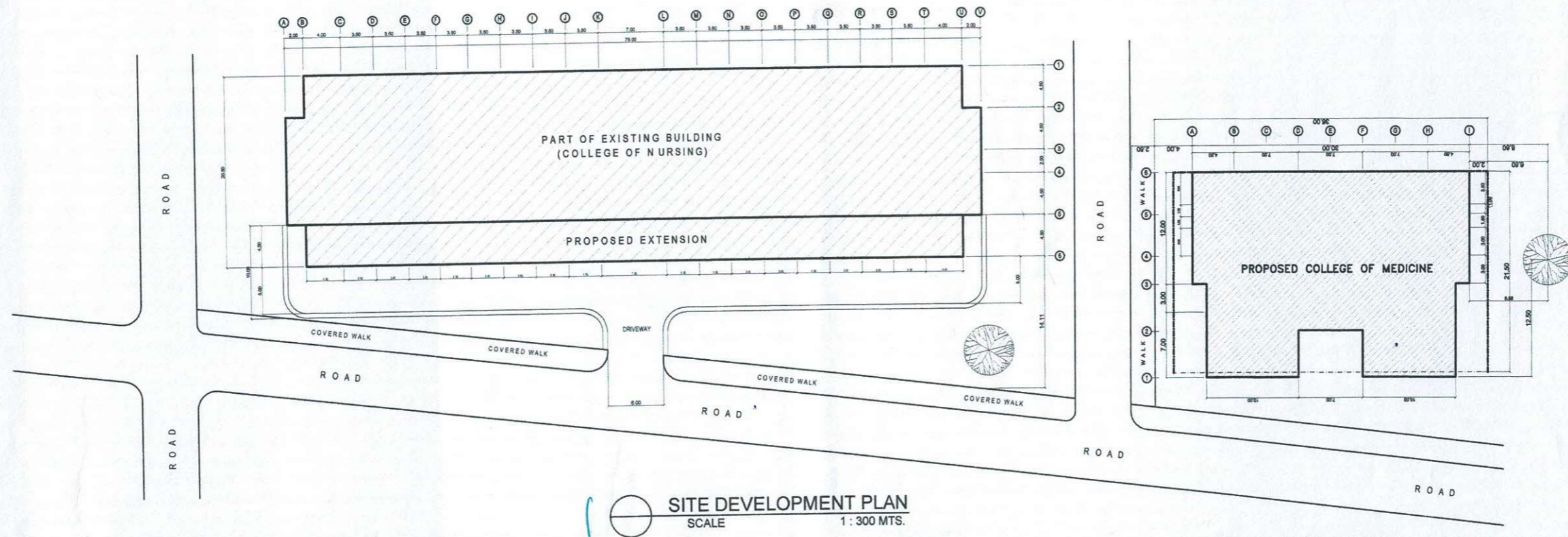




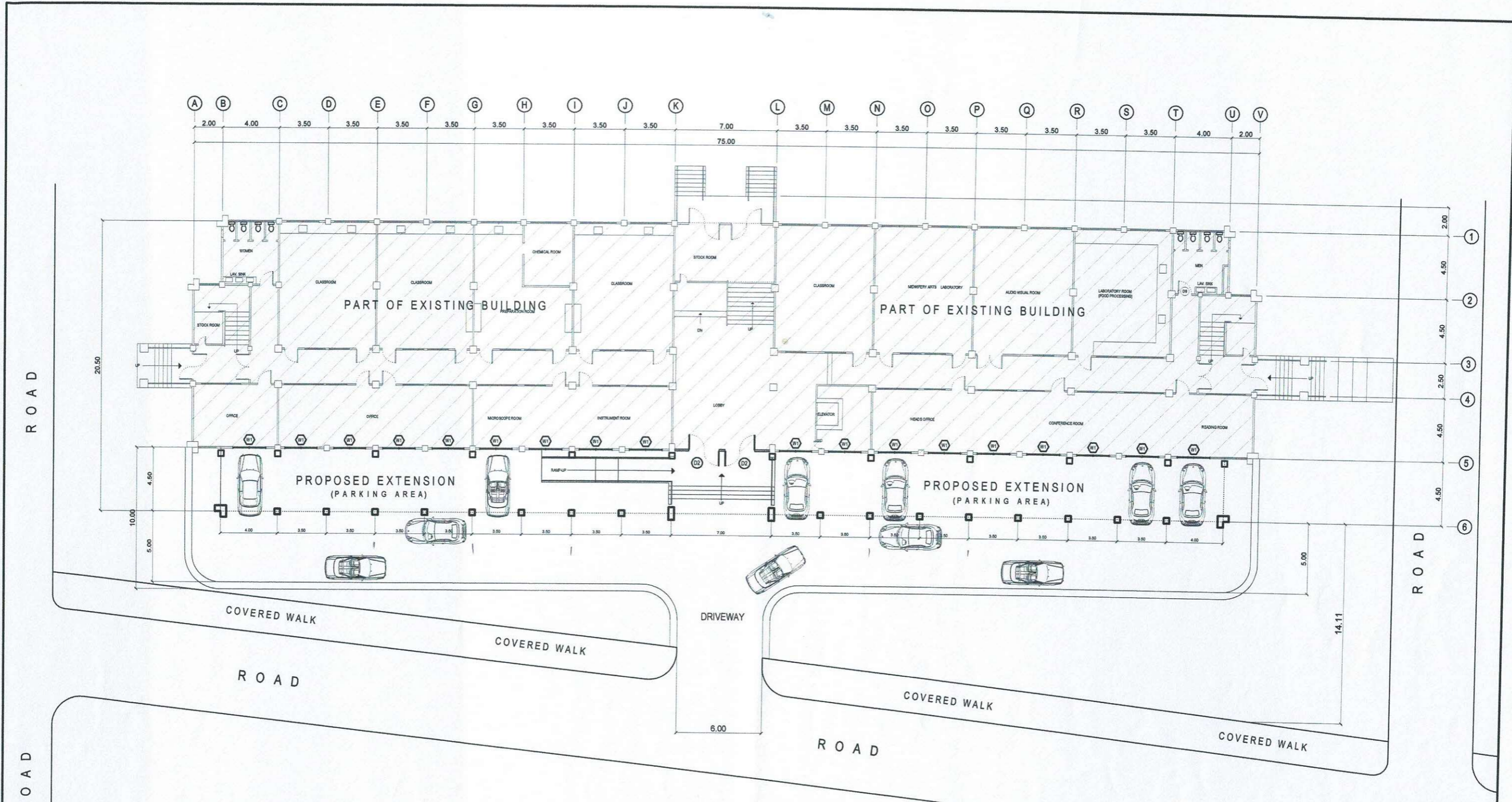
PERSPECTIVE




PERSPECTIVE

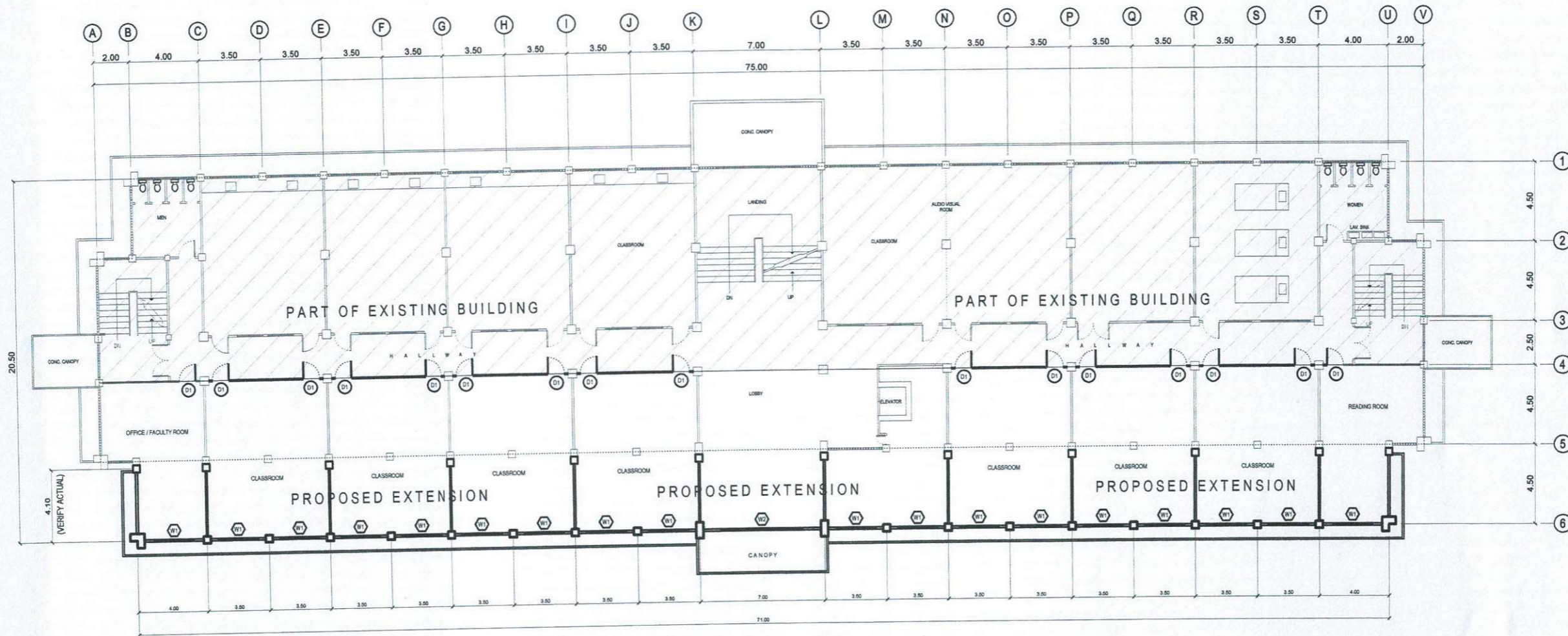



	PREPARED BY:	END USER:	REVIEWED BY:	ENDORSED BY:	REC. APPROVAL:	APPROVED BY:	PROJECT TITLE/ LOCATION:	IMPLEMENTING AGENCY:	SHT NO:
	 E.N. RODEROS JR. PPU OVPPD	 E. DEL MUNDO DEAN CON	 E.N. RODEROS JR. PPU OVPPD	 O. B. DELOS REYES DIRECTOR PLANNING OFFICE	 M.J. D. TEPORA VPPD CVSU	 C. A. POLINGA VPASSI CVSU	 H. D. ROBLES PRES CVSU	PROPOSED IMPROVEMENT OF COLLEGE OF NURSING TO INCREASE CARRYING CAPACITY CAVITE STATE UNIVERSITY MAIN CAMPUS	CAVITE STATE UNIVERSITY




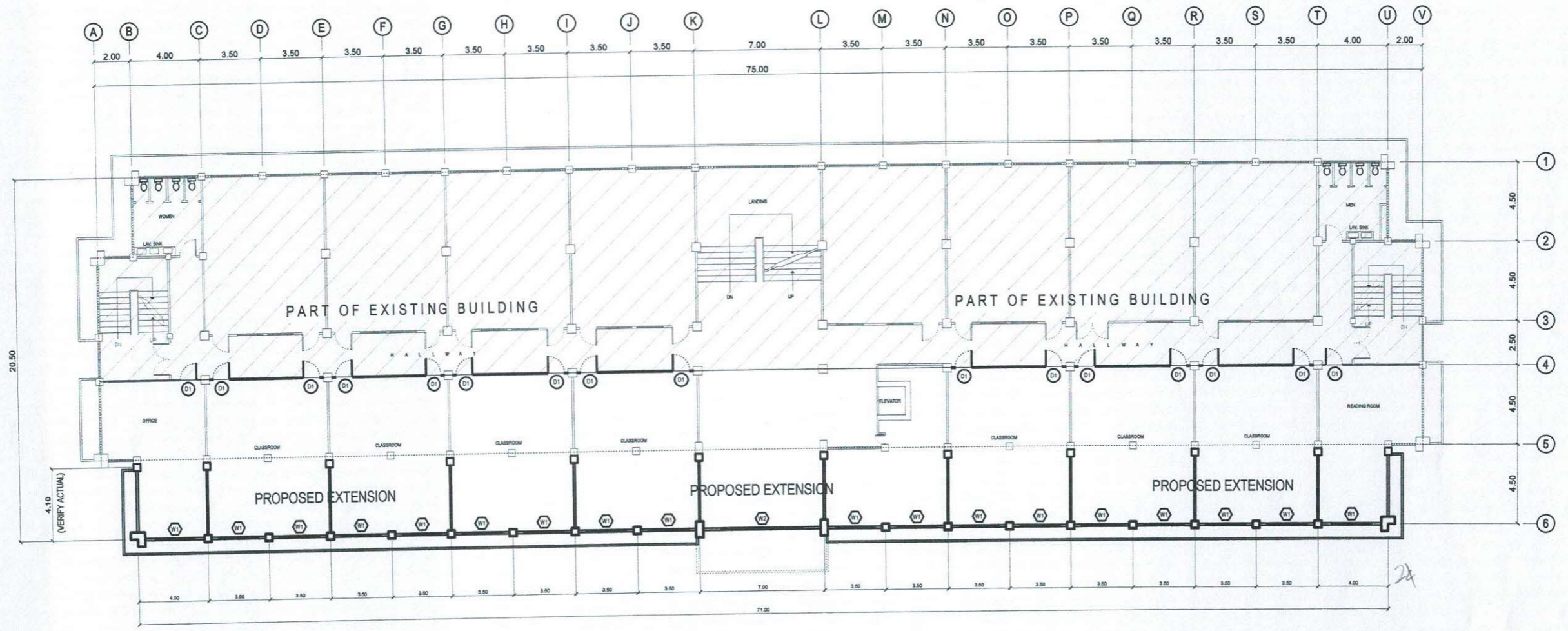
GROUND FLOOR PLAN
SCALE 1 : 150 MTS.

	PREPARED BY:	END USER:	REVIEWED BY:	ENDORSED BY:	REC. APPROVAL:	APPROVED BY:	PROJECT TITLE/ LOCATION:	IMPLEMENTING AGENCY:	SHT NO.:
	<i>E.N. Roderos Jr.</i> E.N. RODEROS JR. PPU OVPPD	<i>E. Del Mundo</i> E. DEL MUNDO DEAN CON	<i>E.N. Roderos Jr.</i> E.N. RODEROS JR. PPU OVPPD	<i>O.B. Delos Reyes</i> O. B. DELOS REYES DIRECTOR PLANNING OFFICE	<i>M.J. Tepora</i> M.J. TEPORA VPPD CVSU	<i>C.A. Polinga</i> C. A. POLINGA VPASS CVSU	<i>H.D. Robles</i> H. D. ROBLES PRES CVSU	PROPOSED IMPROVEMENT OF COLLEGE OF NURSING TO INCREASE CARRYING CAPACITY CAVITE STATE UNIVERSITY MAIN CAMPUS	CAVITE STATE UNIVERSITY



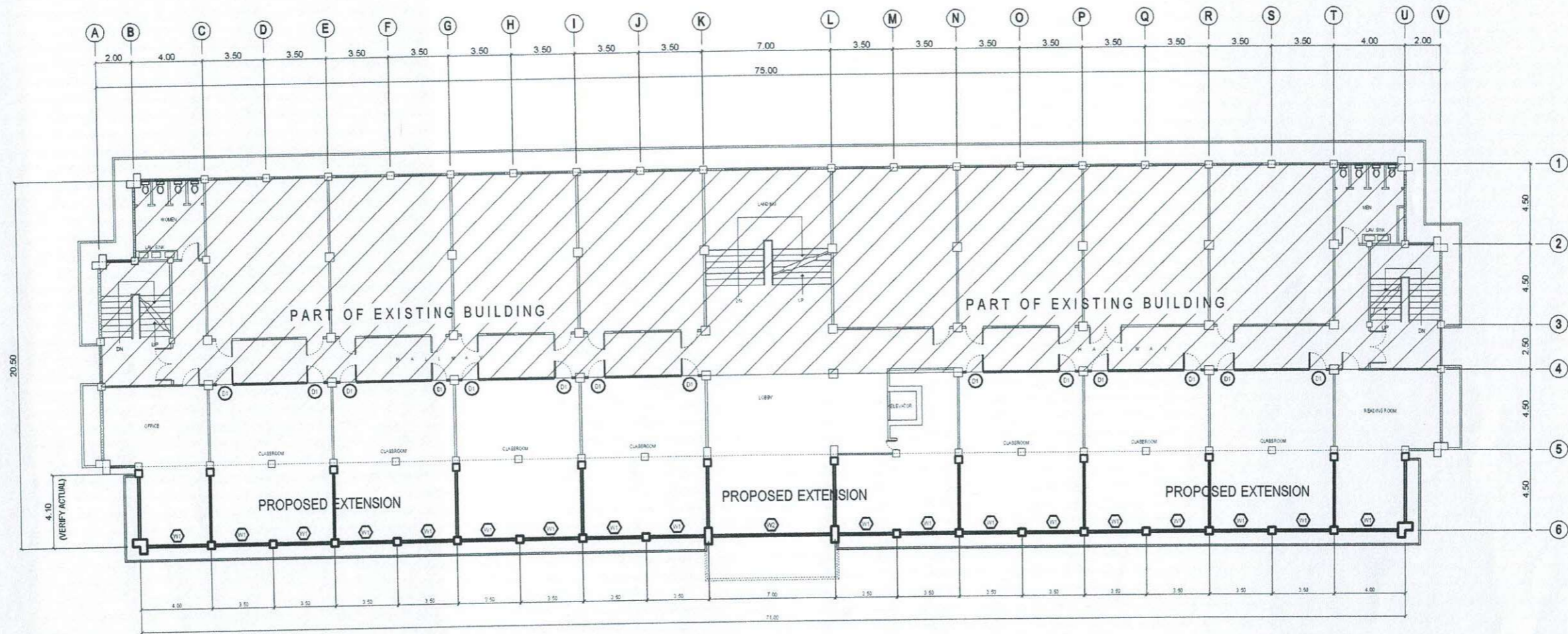

SECOND FLOOR PLAN
 SCALE 1 : 150 MTS.


	PREPARED BY:	END USER:	REVIEWED BY:	ENDORSED BY:	REC. APPROVAL:	APPROVED BY:	PROJECT TITLE/ LOCATION:	IMPLEMENTING AGENCY:	SHT NO.:
	<i>E.N. Roderos Jr.</i> E.N. RODEROS JR. PPU OVPPD	<i>E. Del Mundo</i> E. DEL MUNDO DEAN CON	<i>E.N. Roderos Jr.</i> E.N. RODEROS JR. PPU OVPPD	<i>O.B. De los Reyes</i> O. B. DELOS REYES DIRECTOR PLANNING OFFICE	<i>M.J. D. Tepora</i> M.J. D. TEPORA VPPD CVSU	<i>C. A. Polinga</i> C. A. POLINGA VPASS CVSU	<i>H.D. Robles</i> H. D. ROBLES PRES CVSU	PROPOSED IMPROVEMENT OF COLLEGE OF NURSING TO INCREASE CARRYING CAPACITY CAVITE STATE UNIVERSITY MAIN CAMPUS	CAVITE STATE UNIVERSITY




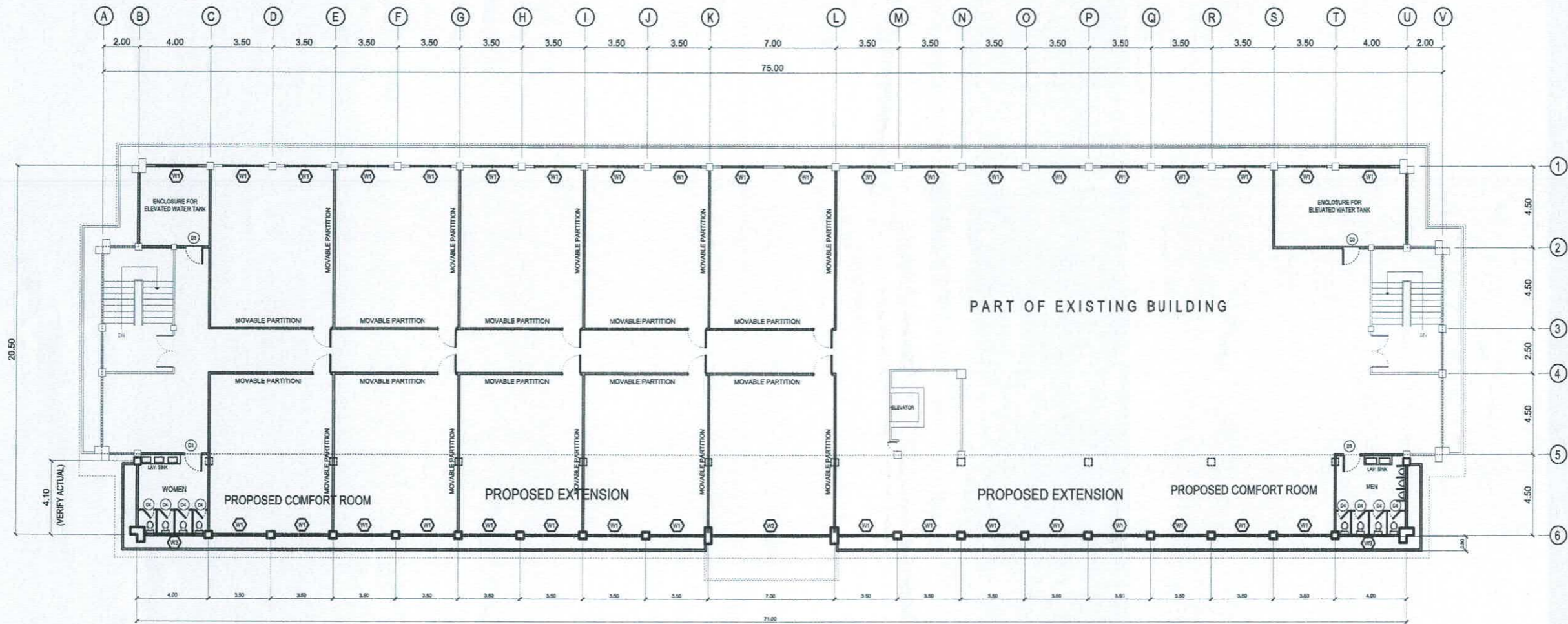
THIRD FLOOR PLAN
 SCALE 1 : 150 MTS.

	PREPARED BY:	END USER:	REVIEWED BY:	ENDORSED BY:	REC. APPROVAL:	APPROVED BY:	PROJECT TITLE/ LOCATION:	IMPLEMENTING AGENCY:	SHT NO.:
	 E.N. RODEROS JR. <small>PPU OVPPD</small>	 E. DEL MUNDO <small>DEAN CON</small>	 E.N. RODEROS JR. <small>PPU OVPPD</small>	 O. B. DELOS REYES <small>DIRECTOR PLANNING OFFICE</small>	 M.J. D. TEPORA <small>VPPD CVSU</small>	 C. AT POLINGA <small>VPASS CVSU</small>	 H. D. ROBLES <small>PRES CVSU</small>	PROPOSED IMPROVEMENT OF COLLEGE OF NURSING TO INCREASE CARRYING CAPACITY <small>CAVITE STATE UNIVERSITY MAIN CAMPUS</small>	CAVITE STATE UNIVERSITY




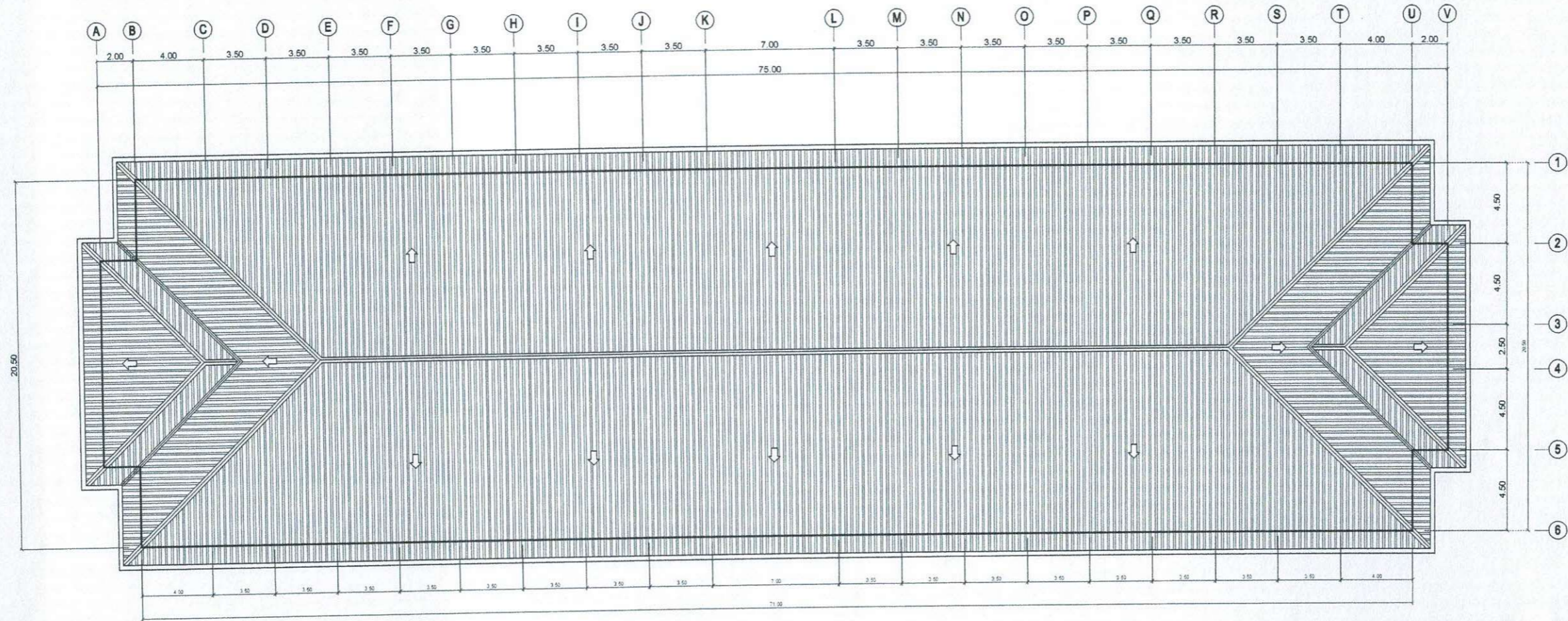

FOURTH FLOOR PLAN
 SCALE 1 : 150 MTS.

	PREPARED BY:	END USER:	REVIEWED BY:	ENDORSED BY:	REC. APPROVAL:	APPROVED BY:	PROJECT TITLE/ LOCATION:	IMPLEMENTING AGENCY:	SHT NO:
	<i>E.N. Roderos Jr.</i> E.N. RODEROS JR. PPU	<i>E. Del Mundo</i> E. DEL MUNDO DEAN	<i>E.N. Roderos Jr.</i> E.N. RODEROS JR. PPU	<i>O. B. De los Reyes</i> O. B. DELOS REYES DIRECTOR	<i>M.J.D. Tepora</i> M.J.D. TEPORA VPPD	<i>C.A. Polinga</i> C. A. POLINGA VPASS	<i>H.D. Robles</i> H. D. ROBLES PRES	PROPOSED IMPROVEMENT OF COLLEGE OF NURSING TO INCREASE CARRYING CAPACITY CAVITE STATE UNIVERSITY	CAVITE STATE UNIVERSITY





ROOF DECK FLOOR PLAN
 SCALE 1 : 150 MTS.

	PREPARED BY:	END USER:	REVIEWED BY:	ENDORSED BY:	REC. APPROVAL:	APPROVED BY:	PROJECT TITLE/ LOCATION:	IMPLEMENTING AGENCY:	SHT NO:
	<i>E. N. Roderos Jr.</i> E. N. RODEROS JR. PDU OVRPD	<i>E. Del Mundo</i> E. DEL MUNDO DEAN CON	<i>E. N. Roderos Jr.</i> E. N. RODEROS JR. ARCHITECT	<i>S. B. Bayot Jr.</i> S. B. BAYOT JR. HEAD PDU	<i>O. B. De los Reyes</i> O. B. DELOS REYES DIRECTOR PLANNING AND DEVT. OFFICE	<i>J. X. Nepomuceno</i> J. X. NEPOMUCENO VPASS CVSU	<i>H. D. Robles</i> H. D. ROBLES PRES CVSU	PROPOSED IMPROVEMENT OF COLLEGE OF NURSING TO INCREASE CARRYING CAPACITY MAIN CAMPUS CAVITE STATE UNIVERSITY	CAVITE STATE UNIVERSITY

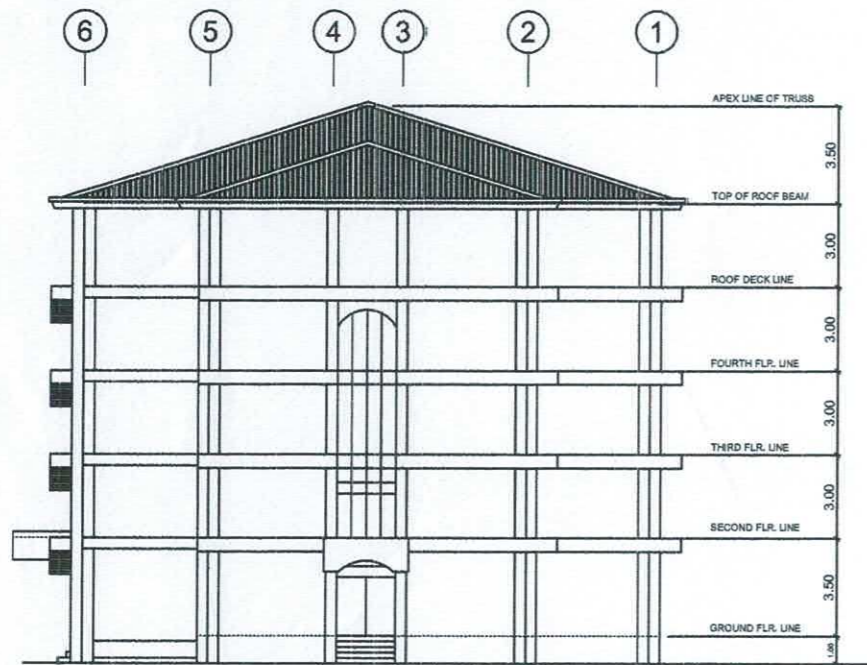


ROOF PLAN
 SCALE 1 : 150 MTS.

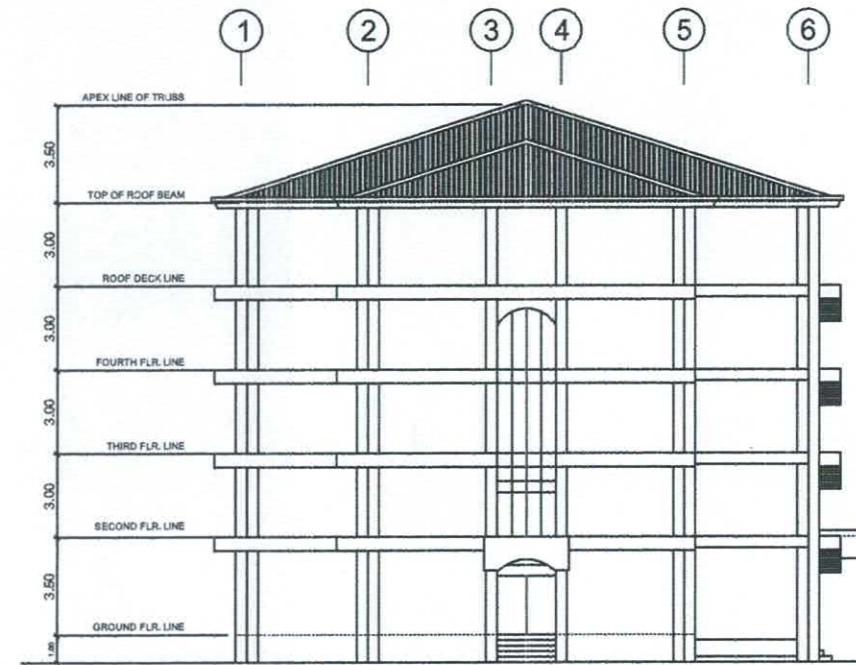
	PREPARED BY: <i>E.N. Roderos Jr.</i> E.N. RODEROS JR. PPU OVPPD	END USER: <i>E. Del Mundo</i> E. DEL MUNDO DEAN CON	REVIEWED BY: <i>E.N. Roderos Jr.</i> E.N. RODEROS JR. PPU OVPPD	ENDORSED BY: <i>O.B. De los Reyes</i> O. B. DELOS REYES DIRECTOR PLANNING OFFICE	REC. APPROVAL: <i>M.J.D. Tepora</i> M.J.D. TEPORA VPPD CVSU	APPROVED BY: <i>C.A. Polinga</i> C. A. POLINGA VPAS CVSU	APPROVED BY: <i>H.D. Robles</i> H. D. ROBLES PRES CVSU	PROJECT TITLE/ LOCATION: PROPOSED IMPROVEMENT OF COLLEGE OF NURSING TO INCREASE CARRYING CAPACITY CAVITE STATE UNIVERSITY MAIN CAMPUS	IMPLEMENTING AGENCY: CAVITE STATE UNIVERSITY	SHT NO: A - 7
--	--	--	--	---	--	---	---	---	--	------------------











FRONT ELEVATION
SCALE 1 : 150 MTS.

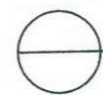
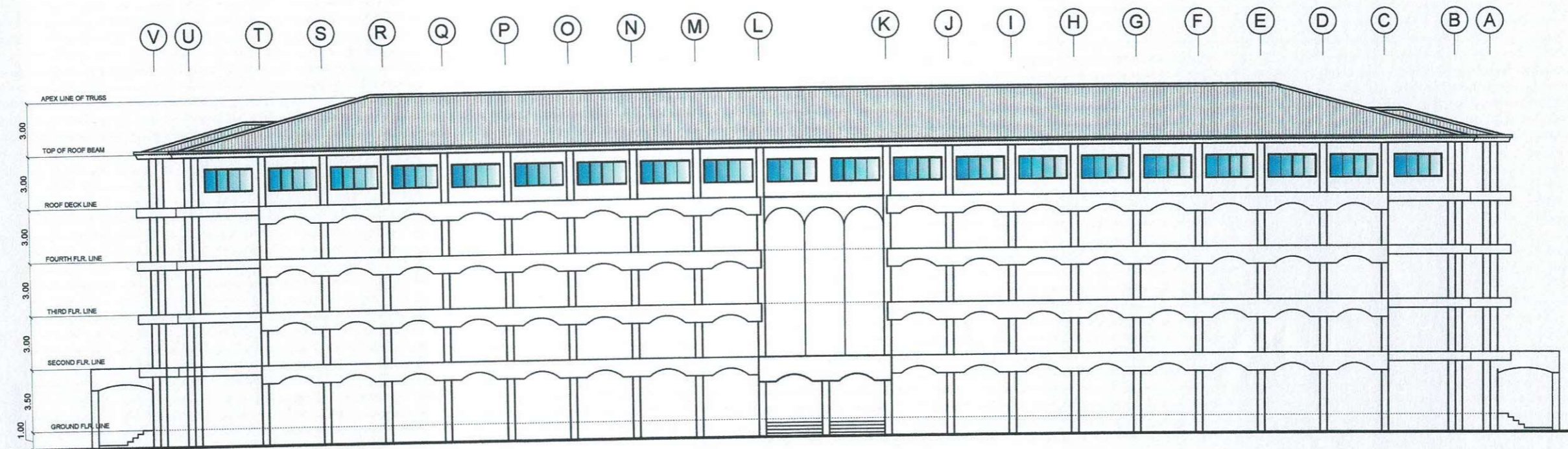


RIGHT SIDE ELEVATION
SCALE 1 : 150 MTS.




LEFT SIDE ELEVATION
SCALE 1 : 150 MTS.

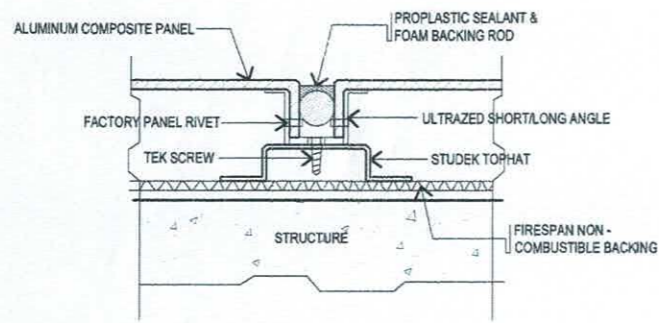
	PREPARED BY:	END USER:	REVIEWED BY:	ENDORSED BY:	REC. APPROVAL:	APPROVED BY:	PROJECT TITLE/ LOCATION:	IMPLEMENTING AGENCY:	SHT NO:
	 E. N. RODEROS JR. PDU	 E. DEL MUNDO DEAN	 E. N. RODEROS JR. ARCHITECT	 S. B. BAYOT JR. HEAD	 O. B. DELOS REYES DIRECTOR	 J. X. B. NEPOMUCENO VPPD	 H. D. ROBLES PRES	PROPOSED IMPROVEMENT OF COLLEGE OF NURSING TO INCREASE CARRYING CAPACITY CAVITE STATE UNIVERSITY	CAVITE STATE UNIVERSITY MAIN CAMPUS



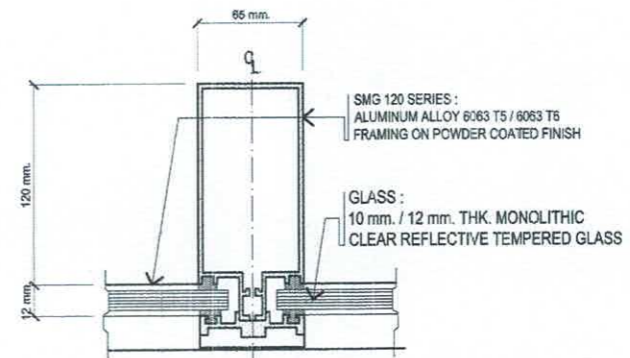
REAR ELEVATION

SCALE 1 : 150 MTS.

	PREPARED BY:	END USER:	REVIEWED BY:	ENDORSED BY:	REC. APPROVAL:	APPROVED BY:	PROJECT TITLE/ LOCATION:	IMPLEMENTING AGENCY:	SHT NO.:
	E.N.RODEROS JR. PPU OVPPD	E. DEL MUNDO DEAN CON	E.N.RODEROS JR. PPU OVPPD	O. B. DELOS REYES DIRECTOR PLANNING OFFICE	M.V. D. TEPORA VPPD CVSU	C. A. POLINGA VPASS CVSU	H.D. ROBLES PRES CVSU	PROPOSED IMPROVEMENT OF COLLEGE OF NURSING TO INCREASE CARRYING CAPACITY CAVITE STATE UNIVERSITY MAIN CAMPUS	CAVITE STATE UNIVERSITY



DET. SECTION OF ALUM. COMP. PANEL
SCALE NTS.



DET. SECTION OF CURTAIN WALL
SCALE 1 : 25 MTS.

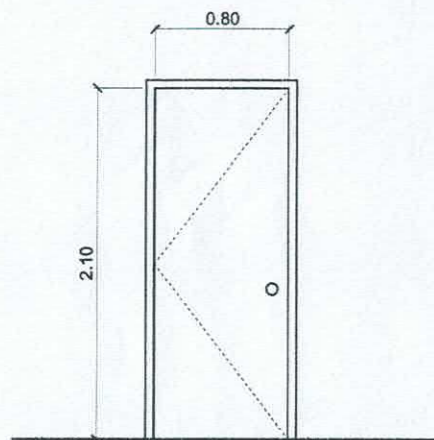
CURTAIN WALL SPECIFICATION :
(ALUMINUM FRAMED CURTAIN WALL STICK TYPE)

SMG 120 SERIES :
ALUMINUM ALLOY 6063 T5 / 6063 T6 FRAMING ON
POWDER COATED FINISH

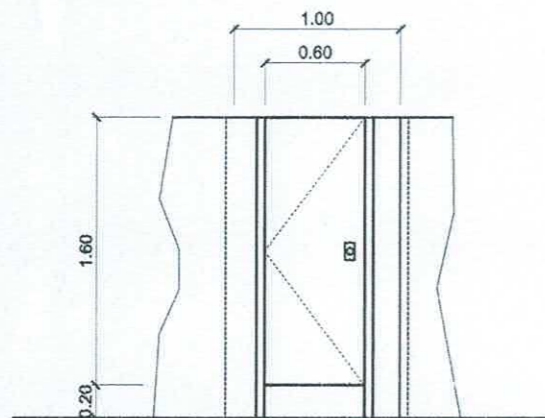
GLASS :
10 mm. / 12 mm. THK. MONOLITHIC CLEAR REFLECTIVE
TEMPERED GLASS

INCLUDING NEEDED HARDWARE & ACCESSORIES

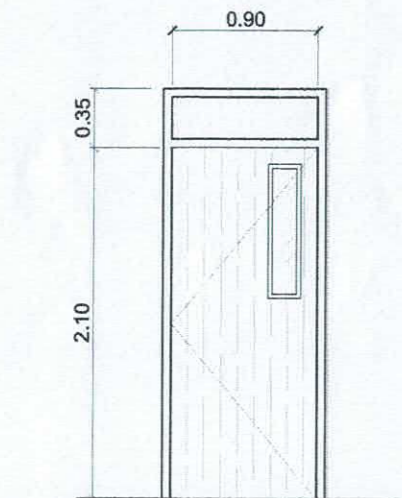
WITH BEAM / SLAB SUPPORT AT EVERY FLOOR



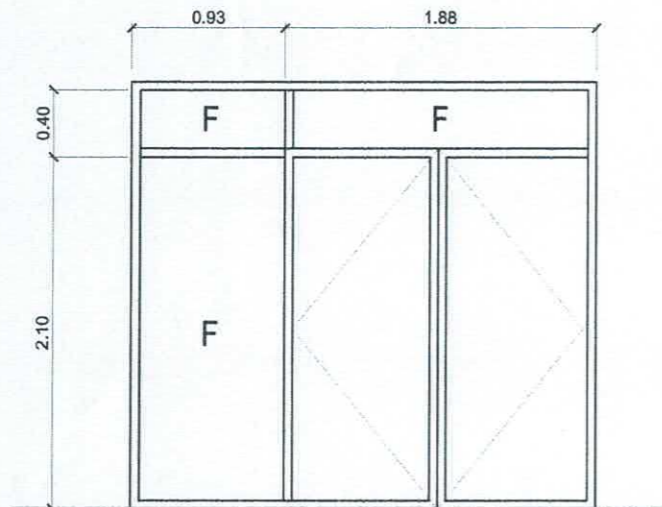
D 3 0.80 X 2.10 STEEL DOOR
W/ COMPLETE ACCESSORIES
4 SETS



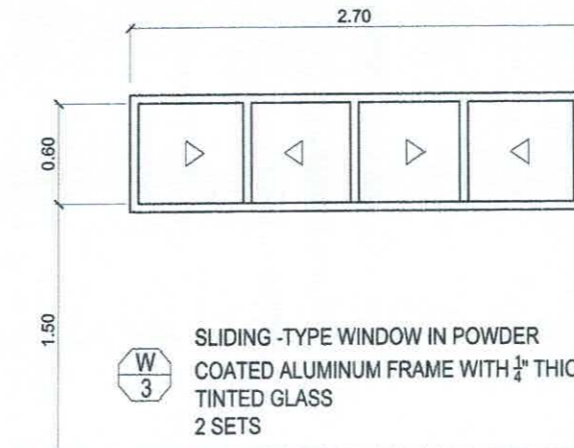
D 4 0.60 X 1.60 PHENOLIC DOOR PANEL
WITH COMPLETE ACCESSORIES
8 SETS



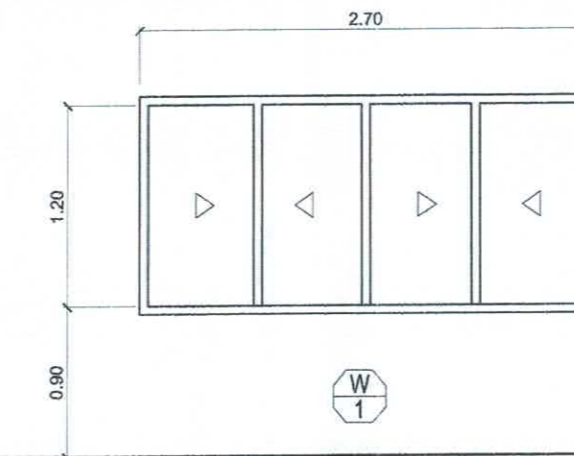
D 1 900MM X 2100MM PANEL DOOR WITH 200MM X
700MM X 1/2" THICK CLEAR PEEPING GLASS
AND 50MM X 125MM KD DOOR JAMB
48 SETS



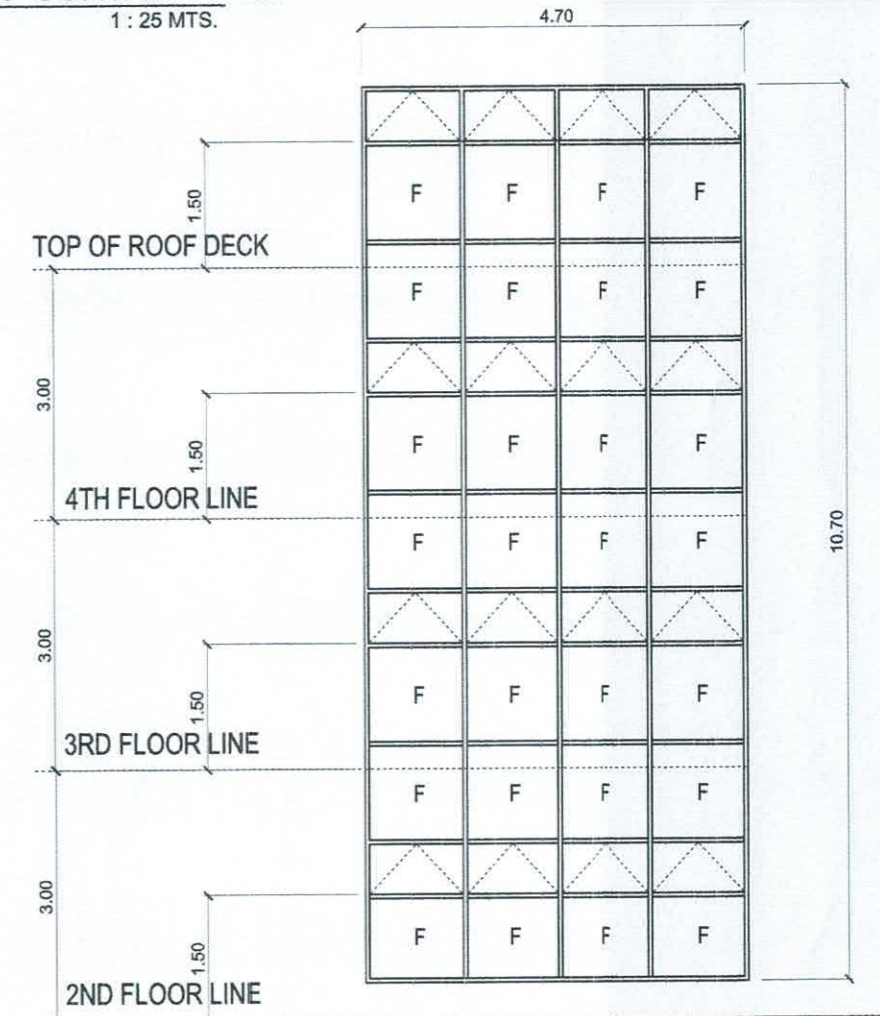
D 2 DOUBLE GLASS DOOR IN POWDER COATED ALUMINUM
FRAME WITH 1/2" THICK REFLECTIVE GLASS
2 SETS



W 3 SLIDING -TYPE WINDOW IN POWDER
COATED ALUMINUM FRAME WITH 1/4" THICK
TINTED GLASS
2 SETS



W 1 SLIDING -TYPE WINDOW IN POWDER COATED
ALUMINUM FRAME WITH 1/4" THICK TINTED GLASS
110 SETS

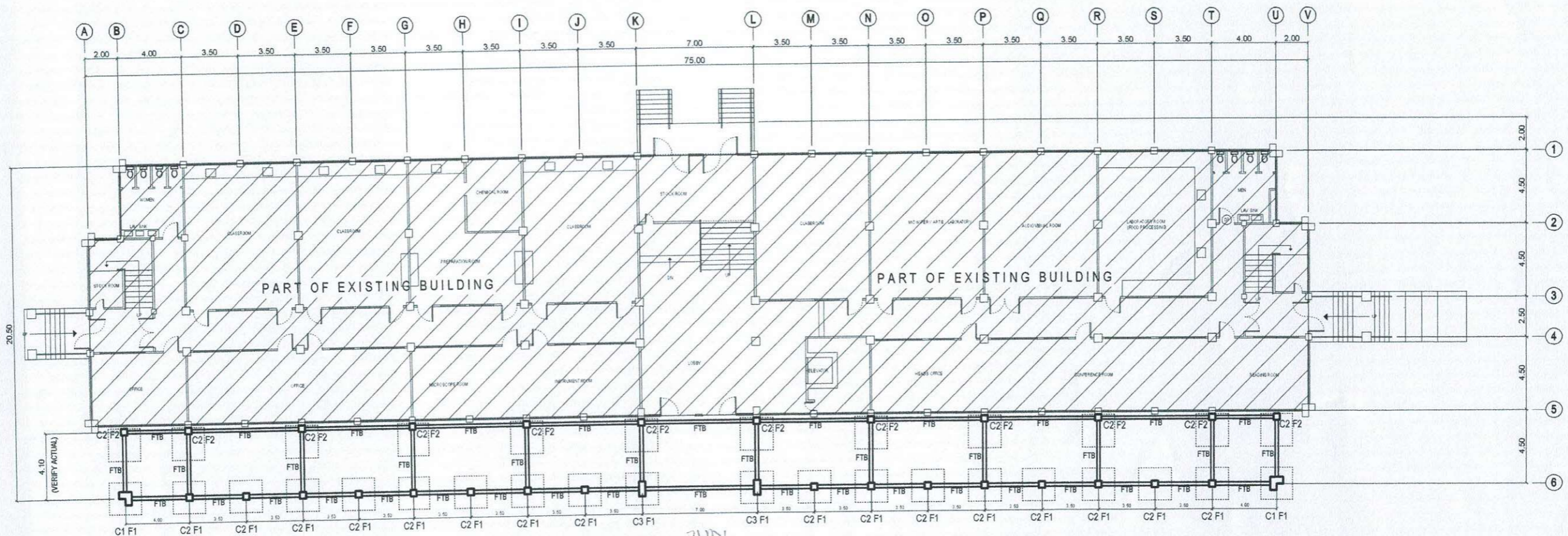


W 2 4.62 M (W) CURTAIN WALL FIXED PANEL GLASS
WINDOW WITH AWNING IN ALUMINUM ALLOY FRAMING
ON POWDER COATED FINISH AND MONOLITHIC CLEAR
REFLECTIVE TEMPERED GLASS
1 SET

SCHEDULE OF DOORS & WINDOWS
SCALE 1 : 25 MTS.

SCHEDULE OF CURTAIN WALL
SCALE 1 : 50 MTS.

	PREPARED BY:	END USER:	REVIEWED BY:	ENDORSED BY:	REC. APPROVAL:	APPROVED BY:	PROJECT TITLE/ LOCATION:	IMPLEMENTING AGENCY:	SHT NO:
	E. N. RODEROS JR. PDU	E. DEL MUNDO DEAN CON	E. N. RODEROS JR. ARCHITECT	S. B. BAYOT JR. HEAD PDU	O. B. DELOS REYES DIRECTOR PLANNING AND DEVT. OFFICE	J. X. B. NEPOMUCENO VPASS CVSU	H. D. ROBLES PRES CVSU	PROPOSED IMPROVEMENT OF COLLEGE OF NURSING TO INCREASE CARRYING CAPACITY CAVITE STATE UNIVERSITY MAIN CAMPUS	CAVITE STATE UNIVERSITY



FOUNDATION PLAN
SCALE 1 : 150 MTS.

	PREPARED BY:	END USER:	STRUCTURAL ENGINEER:	ENDORSED BY:	REC. APPROVAL:	APPROVED BY:	PROJECT TITLE/ LOCATION:	IMPLEMENTING AGENCY:	SHT NO.:
	 E.N. RODEROS JR. PPD OVPPO	 E. DEL MUNDO DEAN CON	 M.A. DAGASDAS, JR., M.Eng., IStructE MPICE, MASEP, MISSEP	 O. B. DELOS REYES DIRECTOR PLANNING OFFICE	 M.J.D. TEPORA VPPD CVSU	 C. A. POLINGA VPASS CVSU	 H. D. ROBLES PRES CVSU	PROPOSED IMPROVEMENT OF COLLEGE OF NURSING TO INCREASE CARRYING CAPACITY CAVITE STATE UNIVERSITY MAIN CAMPUS	CAVITE STATE UNIVERSITY

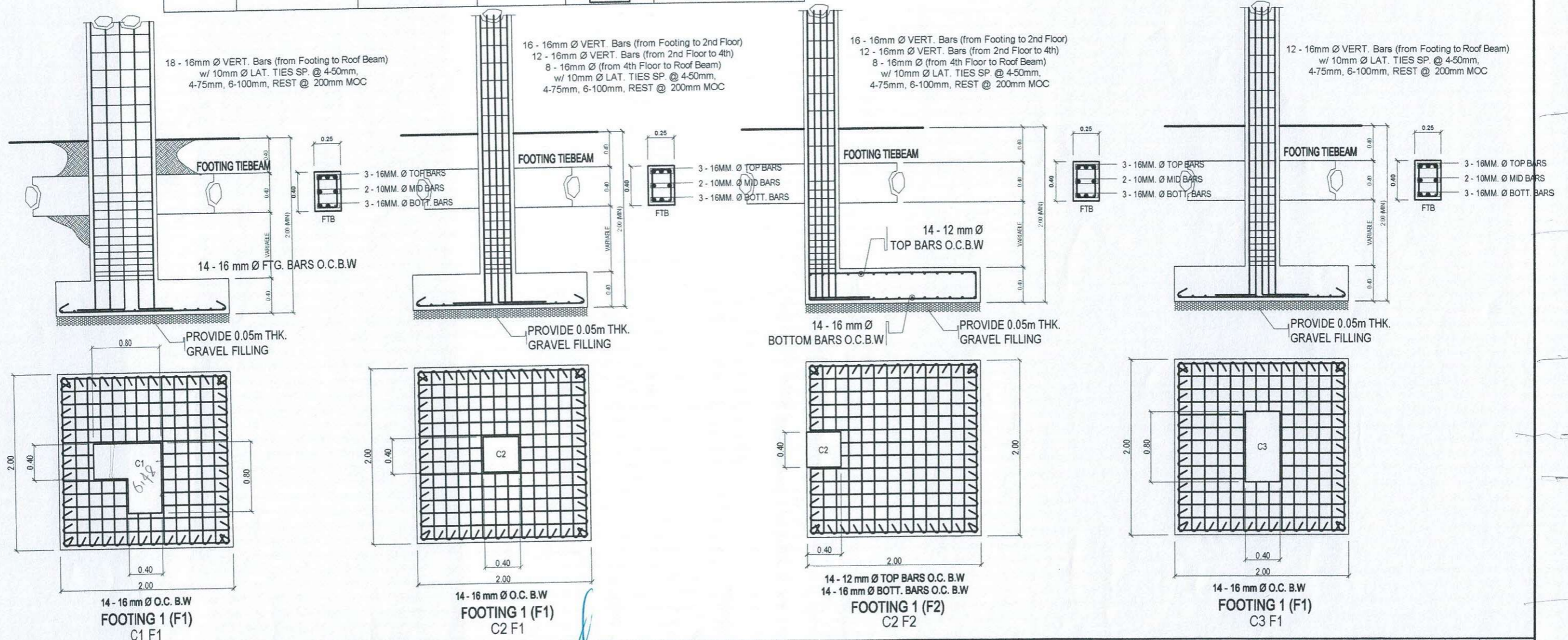
SCHEDULE OF COLUMNS

COLUMN	DIMENSION	LOCATION	REINFORCEMENT		LATERAL TIES
			VERTICAL BARS	ARRANGEMENT	
C 1	400mm x 800mm	FOOTING TO ROOF BEAM	18 - 16 mm Ø		4 SETS OF 10mm Ø TIES @ 2-50mm, 4-75mm, 6-100mm, REST @ 200mm O.C.
C 2	400mm x 400mm	FOOTING TO 2ND FLOOR LINE	16 - 16 mm Ø		3 SETS OF 10mm Ø TIES @ 2-50mm, 4-75mm, 6-100mm, REST @ 200mm O.C.
	400mm x 400mm	2ND FLOOR LINE TO 4TH FLOOR	12 - 16 mm Ø		3 SETS OF 10mm Ø TIES @ 2-50mm, 4-75mm, 6-100mm, REST @ 200mm O.C.
	400mm x 400mm	4TH FLOOR LINE TO ROOF BEAM	8 - 16 mm Ø 4 - 12 mm Ø (CORNER)		3 SETS OF 10mm Ø TIES @ 2-50mm, 4-75mm, 6-100mm, REST @ 200mm O.C.

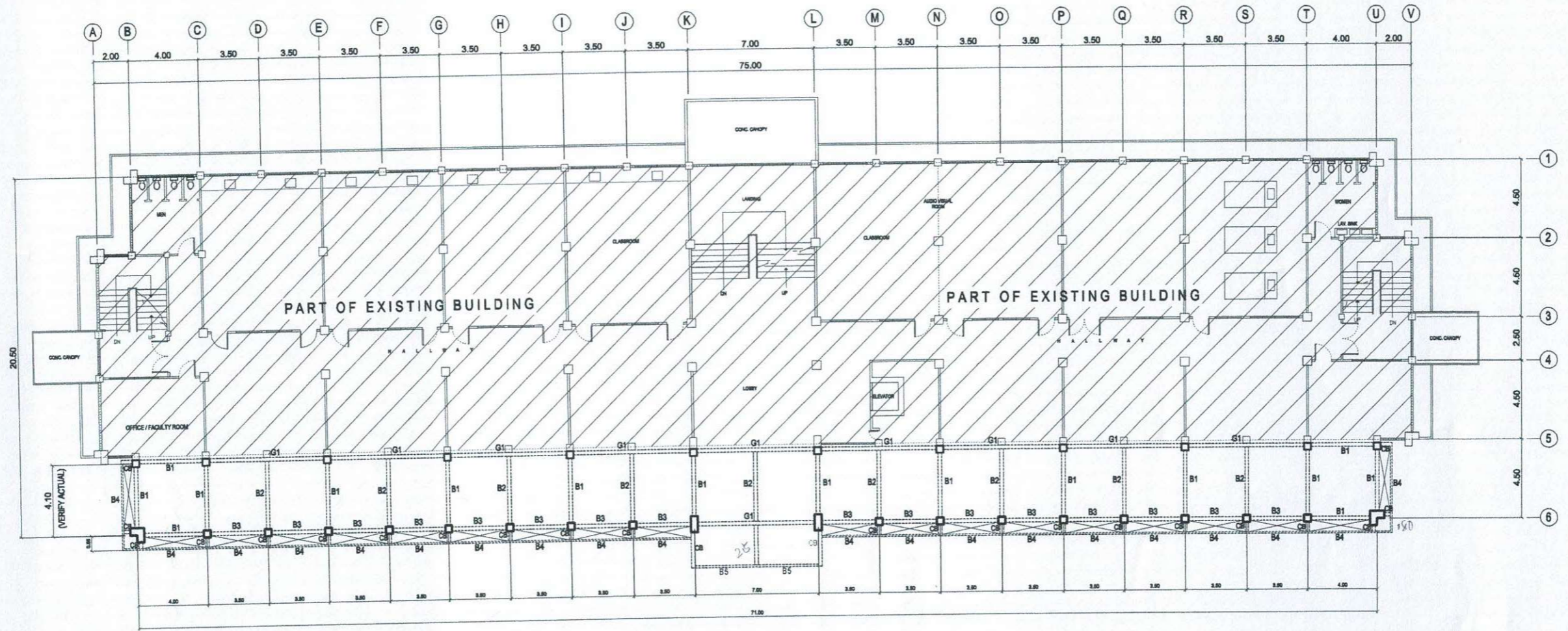
SCHEDULE OF COLUMNS


COLUMN	DIMENSION	LOCATION	REINFORCEMENT		LATERAL TIES
			VERTICAL BARS	ARRANGEMENT	
C 3	400mm x 800mm	FOOTING TO ROOF BEAM	12 - 16 mm Ø		4 SETS OF 10mm Ø TIES @ 2-50mm, 4-75mm, 6-100mm, REST @ 200mm O.C.









15(2) = 3
15(2) = 3

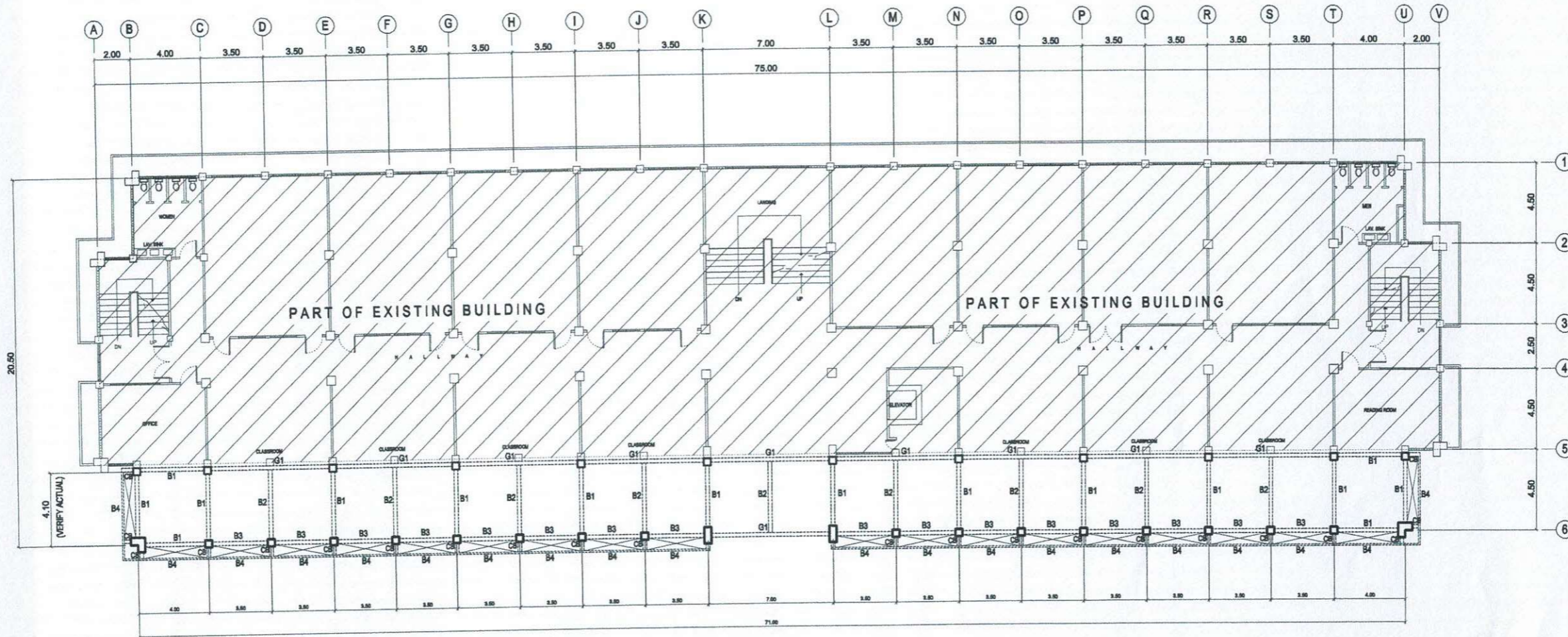


	PREPARED BY:	END USER:	STRUCTURAL ENGINEER:	ENDORSED BY:	REC. APPROVAL:	APPROVED BY:	PROJECT TITLE/ LOCATION:	IMPLEMENTING AGENCY:	SHT NO:
	E.N. RODEROS JR. PPD	E. DEL MUNDO DEAN	M.A. DAGASDAS, JR., MEng, IStructE MPICE, MASEP, MISSEP	O. B. DELOS REYES DIRECTOR PLANNING OFFICE	M.J.D. TEPORA VPPD CVSU	C. A. POLINGA VPASS CVSU	H. D. ROBLES PRES CVSU	PROPOSED IMPROVEMENT OF COLLEGE OF NURSING TO INCREASE CARRYING CAPACITY CAVITE STATE UNIVERSITY MAIN CAMPUS	CAVITE STATE UNIVERSITY



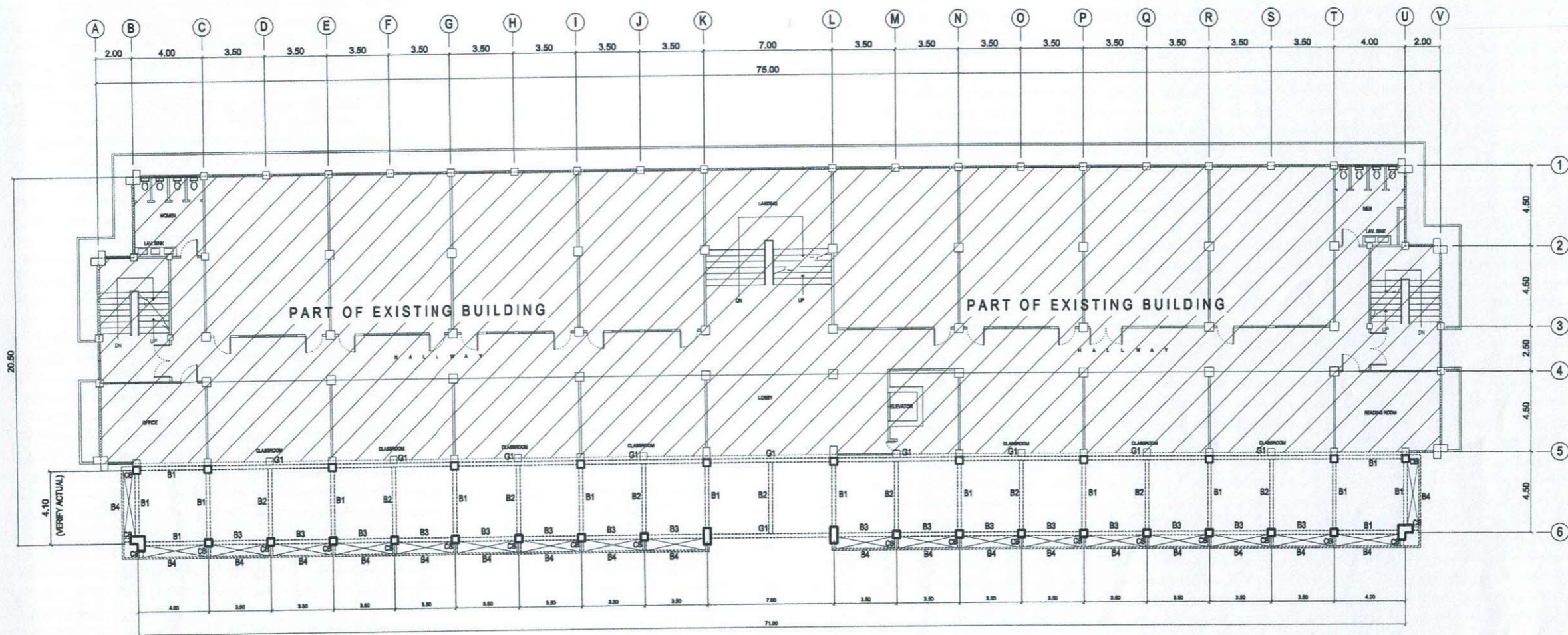

SECOND FLOOR BEAM PLAN
 SCALE 1 : 150 MTS.

	PREPARED BY:	END USER:	STRUCTURAL ENGINEER:	ENDORSED BY:	REC. APPROVAL:	APPROVED BY:	PROJECT TITLE/ LOCATION:	IMPLEMENTING AGENCY:	SHT NO:
	 E.N. RODEROS JR. PPD OVPD	 E. DEL MUNDO DEAN CGM	 M.A. MAGASBAS, JR., M.Eng, IStructE MPICE, MASEP, MISSEP	 O. B. DELOS REYES DIRECTOR PLANNING OFFICE	 M.U.D. TEPORA VPPD CVSU	 C. A. POLINGA VPASSU CVSU	 H. D. ROBLES PRES CVSU	PROPOSED IMPROVEMENT OF COLLEGE OF NURSING TO INCREASE CARRYING CAPACITY CAVITE STATE UNIVERSITY MAIN CAMPUS	CAVITE STATE UNIVERSITY



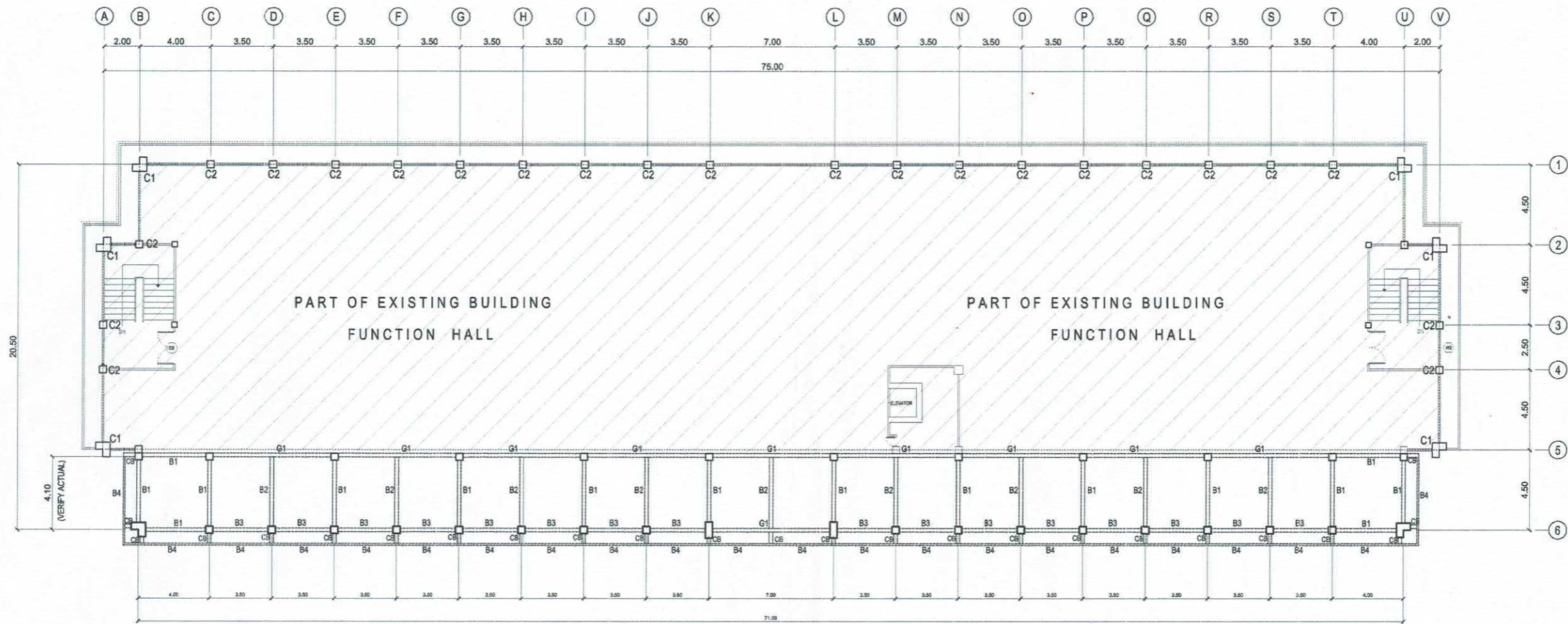
THIRD FLOOR PLAN
 SCALE 1 : 150 MTS.

	PREPARED BY: <i>[Signature]</i> E.N. RODEROS JR. PPU OVPD	END USER: E. DEL MUNDO DEAN CON	STRUCTURAL ENGINEER: <i>[Signature]</i> M.A. DAGASBAS, JR., MEng, IStructE MPICE, MASEP, MISSEP	ENDORSED BY: <i>[Signature]</i> O. B. DELOS REYES DIRECTOR PLANNING OFFICE	REC. APPROVAL: <i>[Signature]</i> M.J.D. TEPORA VPPD CVSU	APPROVED BY: <i>[Signature]</i> C. A. POLINGA VPASS CVSU	APPROVED BY: <i>[Signature]</i> H. D. ROBLES PRES CVSU	PROJECT TITLE/ LOCATION: PROPOSED IMPROVEMENT OF COLLEGE OF NURSING TO INCREASE CARRYING CAPACITY CAVITE STATE UNIVERSITY MAIN CAMPUS	IMPLEMENTING AGENCY: CAVITE STATE UNIVERSITY	SHT NO: S - 5
--	---	--	---	--	---	--	--	--	--	-------------------------












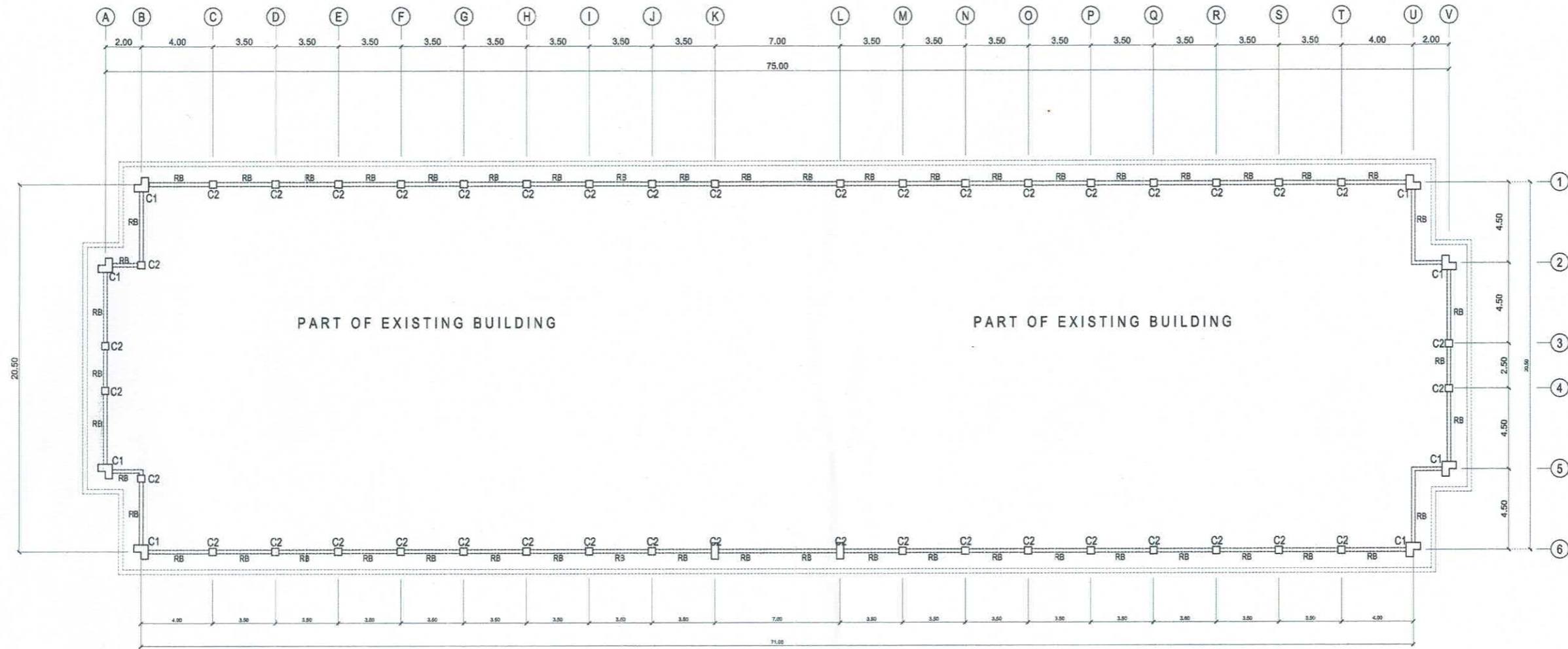
FOURTH FLOOR PLAN
 SCALE 1 : 150 MTS.

	PREPARED BY: <i>E.N. Roderos Jr.</i> E.N. RODEROS JR. PPU OVPPD	END USER: <i>E. Del Mundo</i> E. DEL MUNDO DEAN CON	STRUCTURAL ENGINEER: <i>M.A. Bagas</i> M.A. BAGAS, S.M.R., M.Eng., I.Structs. MPICE, MASEP, MISEP	ENDORSED BY: <i>O.B. De los Reyes</i> O. B. DELOS REYES DIRECTOR PLANNING OFFICE	REC. APPROVAL: <i>C.A. Polinga</i> C. A. POLINGA VPAS CVSU	APPROVED BY: <i>H.D. Robles</i> H. D. ROBLES PRES CVSU	PROJECT TITLE/ LOCATION: PROPOSED IMPROVEMENT OF COLLEGE OF NURSING TO INCREASE CARRYING CAPACITY CAVITE STATE UNIVERSITY MAIN CAMPUS	IMPLEMENTING AGENCY: CAVITE STATE UNIVERSITY	SHT NO: S - 6
--	--	--	--	---	---	---	---	---	------------------



ROOF DECK FLOOR BEAM PLAN
SCALE 1 : 150 MTS.

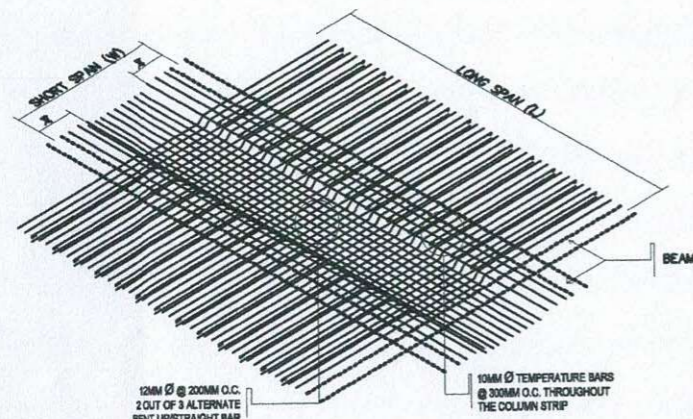
	PREPARED BY:	END USER:	REVIEWED BY:	ENDORSED BY:	REC. APPROVAL:	APPROVED BY:	PROJECT TITLE/ LOCATION:	IMPLEMENTING AGENCY:	SHT NO.:	
	 E. N. RODEROS JR. PDU OVP/D	 E. DEL MUNDO DEAN CON	 M. A. DAGASDÁS JR. STRUCTURAL ENGINEER	 S. B. BAYOT JR. HEAD PDU	 O. B. DELOS REYES DIRECTOR PLANNING AND DEVT. OFFICE	 A. G. MAGCAÑAS VPPD CVSU	 J. X. B. NEPOMUCENO VPASS CVSU	 H. D. ROBLES PRES CVSU	PROPOSED IMPROVEMENT OF COLLEGE OF NURSING TO INCREASE CARRYING CAPACITY CAVITE STATE UNIVERSITY MAIN CAMPUS	CAVITE STATE UNIVERSITY



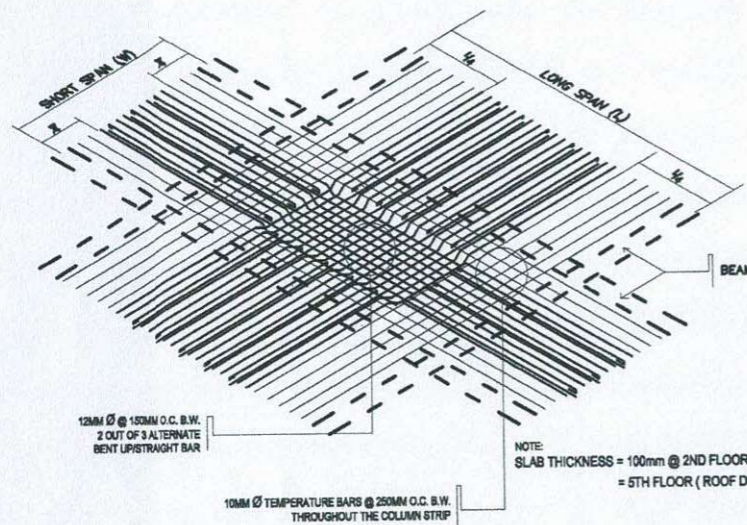
ROOF BEAM PLAN
 SCALE 1 : 150 MTS.

	PREPARED BY: <i>E. N. Roderos Jr.</i> E. N. RODEROS JR. <small>PDU OVPPB</small>	END USER: <i>E. Del Mundo</i> E. DEL MUNDO <small>DEAN CON</small>	REVIEWED BY: <i>M. A. Dagasdass Jr.</i> M. A. DAGASDASS JR. <small>STRUCTURAL ENGINEER</small>	ENDORSED BY: <i>S. B. Bayot Jr.</i> S. B. BAYOT JR. <small>HEAD PDU</small>	ENDORSED BY: <i>O. B. Delos Reyes</i> O. B. DELOS REYES <small>DIRECTOR PLANNING AND DEVT. OFFICE</small>	REC. APPROVAL: <i>AG Macabanas</i> AG MACABANAS <small>VPPD CVSU</small>	APPROVED BY: <i>J. X. B. Nepomuceno</i> J. X. B. NEPOMUCENO <small>VPASS CVSU</small>	APPROVED BY: <i>H. D. Robles</i> H. D. ROBLES <small>PRES CVSU</small>	PROJECT TITLE/ LOCATION: PROPOSED IMPROVEMENT OF COLLEGE OF NURSING TO INCREASE CARRYING CAPACITY <small>CAVITE STATE UNIVERSITY MAIN CAMPUS</small>	IMPLEMENTING AGENCY: CAVITE STATE UNIVERSITY	SHT NO: S - 8
--	---	---	---	--	--	---	--	---	--	---	------------------

SCHEDULE OF BEAMS



ONE - WAY SLAB REINFORCEMENT (S1)

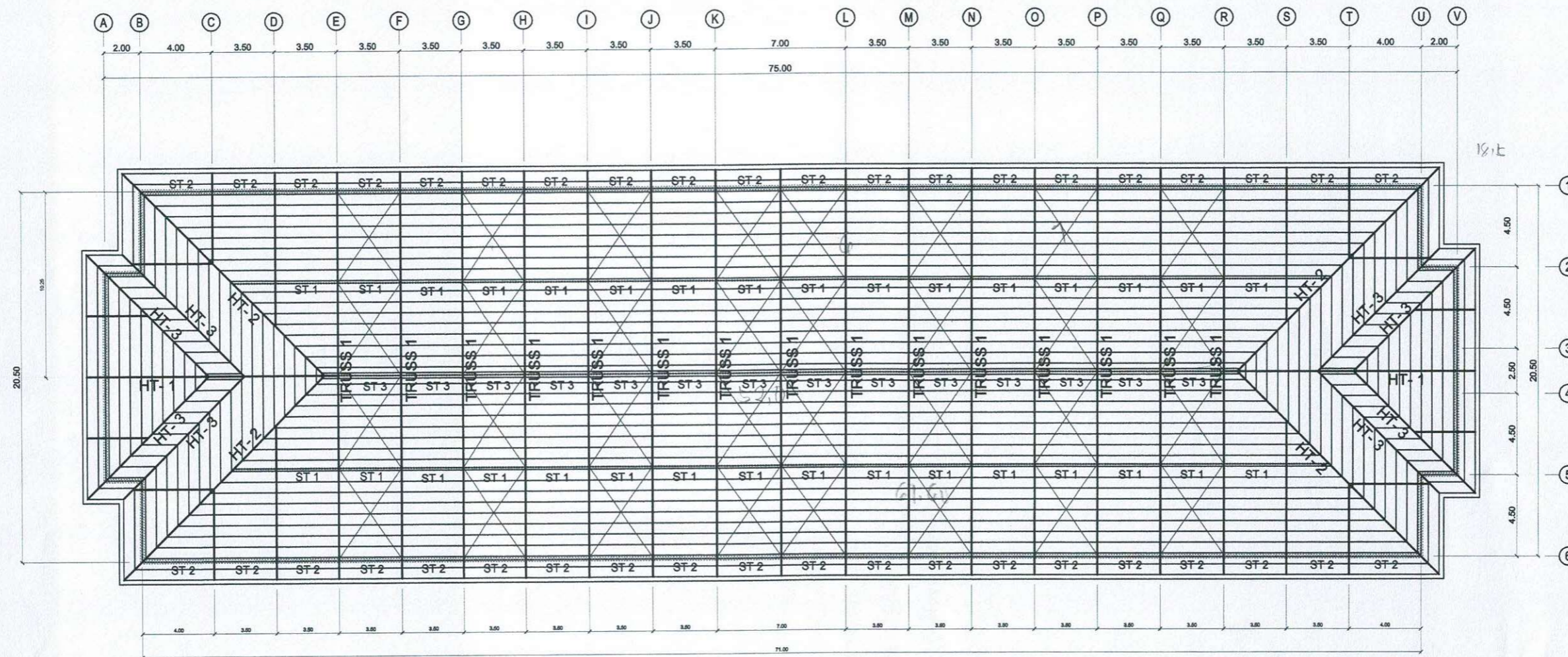


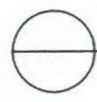
TWO - WAY SLAB REINFORCEMENT (S2)

DETAIL OF SLAB REINFORCEMENT
SCALE NTS.







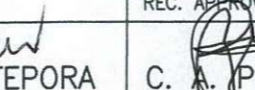

BEAM	DIMENSION	SUPPORT		MID-SPAN		BAR ARRANGEMENT		STIRRUPS	REMARKS
		TOP	BOTTOM	TOP	BOTTOM	SUPPORT	MID-SPAN		
G-1	300mm X 450mm	6-25 MM Ø	3-25 MM Ø	3-25 MM Ø	6-25 MM Ø			10MM Ø STIRRUPS 4 @0.05, 6 @0.075 8 @0.10, REST@ 0.15 O.C.	USE 2-10MM SITFFENER BARS
B-1	200mm X 400mm	5-16 MM Ø	3-16 MM Ø	3-16 MM Ø	5-16 MM Ø			- DO -	- DO -
B-2	250mm X 400mm	3-25 MM Ø	2-25 MM Ø	2-25 MM Ø	3-25 MM Ø			- DO -	- DO -
B-3	200mm X 400mm	3-16 MM Ø	2-16 MM Ø	2-16 MM Ø	3-16 MM Ø			- DO -	- DO -
B-4	100mm X 500mm	5-10 MM Ø		5-10 MM Ø				10MM Ø REBARS @ 0.20 O.C. B.W.	
CB	200mm X 300mm	3-16 MM Ø	2-16 MM Ø	3-16 MM Ø	2-16 MM Ø			- DO -	- DO -
RB	250mm X 400mm	3-16 MM Ø	3-16 MM Ø	3-16 MM Ø	3-16 MM Ø			- DO -	- DO -
SB	200mm X 300mm	2-16 MM Ø	2-16 MM Ø	2-16 MM Ø	2-16 MM Ø			- DO -	- DO -
FTB	300mm X 450mm	3-16 MM Ø	3-16 MM Ø	3-16 MM Ø	3-16 MM Ø			- DO -	- DO -

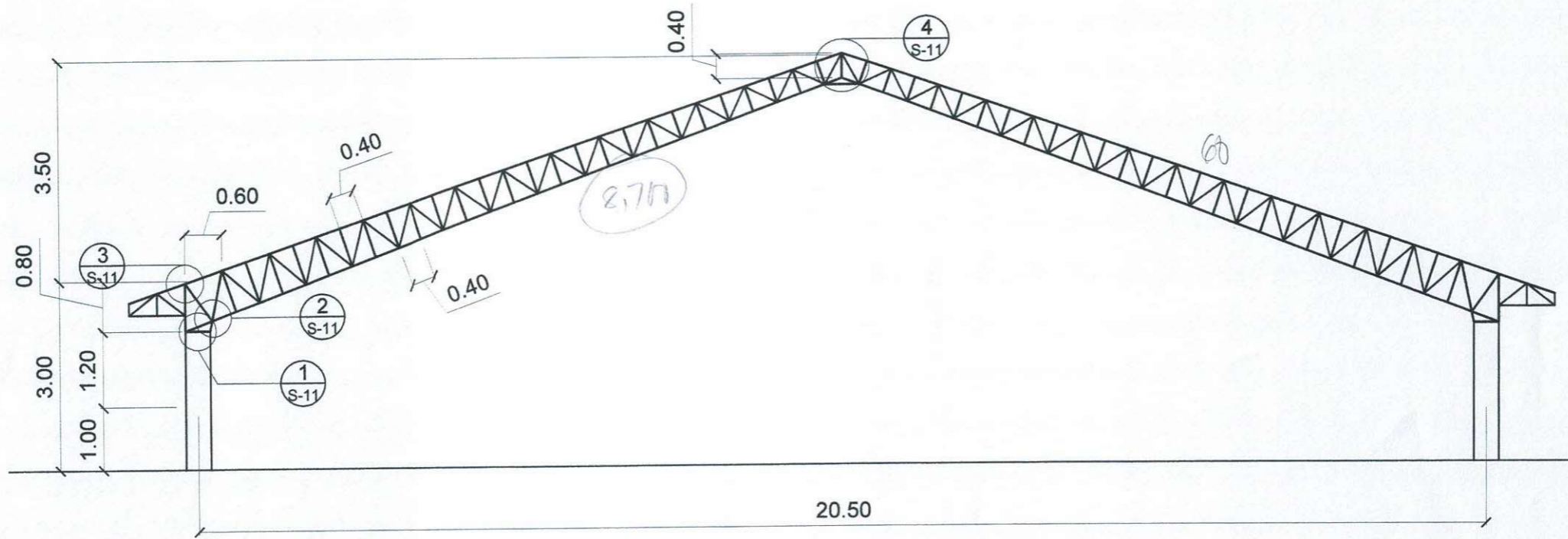
	PREPARED BY: <i>E.N. RODEROS JR.</i> PPU OVPPD	END USER: <i>E. DEL MUNDO</i> DEAN CON	STRUCTURAL ENGINEER: <i>M.A. DAGAS, JR.</i> MPECE, MASEP, MISEP	ENDORSED BY: <i>O. B. DELOS REYES</i> DIRECTOR PLANNING OFFICE	REC. APPROVAL: <i>M.J. D. TEPORA</i> VPPD CVSU	APPROVED BY: <i>C. A. POLINGA</i> VPASS CVSU	APPROVED BY: <i>H. D. ROBLES</i> PRES CVSU	PROJECT TITLE/ LOCATION: PROPOSED IMPROVEMENT OF COLLEGE OF NURSING TO INCREASE CARRYING CAPACITY CAVITE STATE UNIVERSITY MAIN CAMPUS	IMPLEMENTING AGENCY: CAVITE STATE UNIVERSITY	SHT NO: S - 8
--	--	--	---	--	--	--	--	---	---	------------------



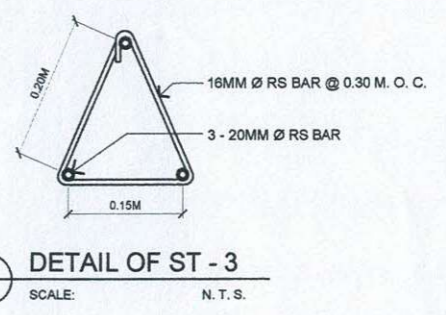
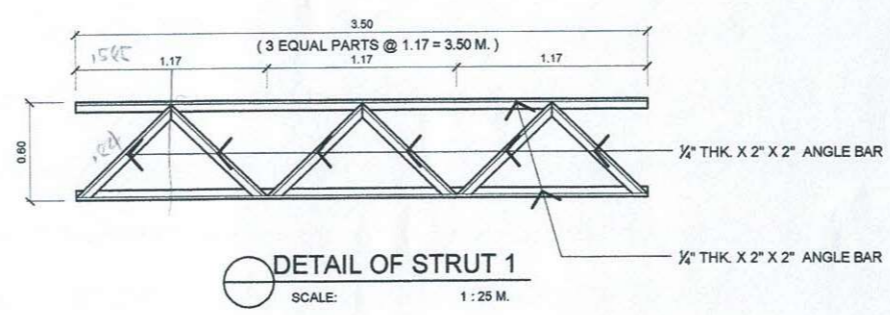
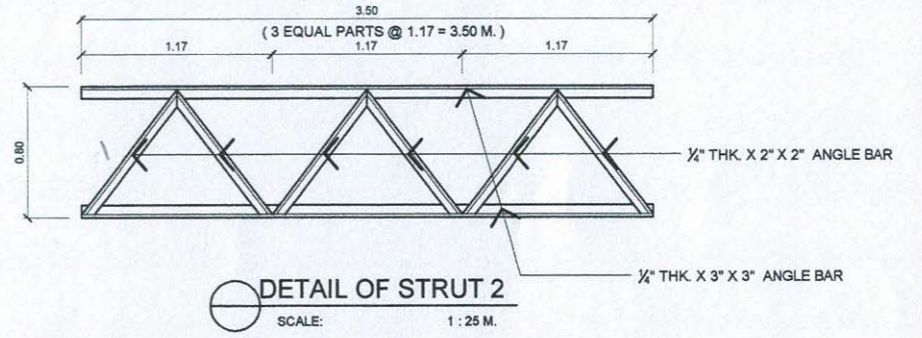
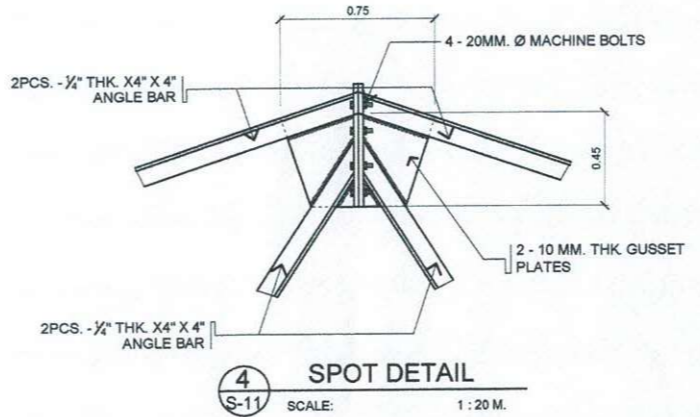
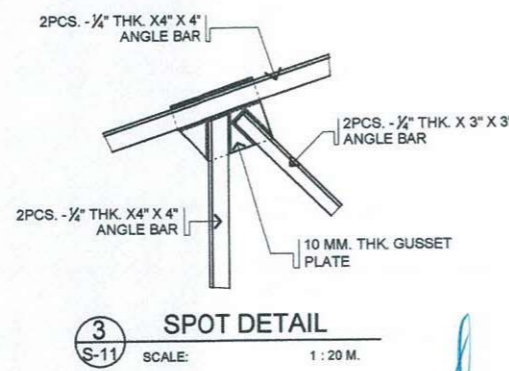
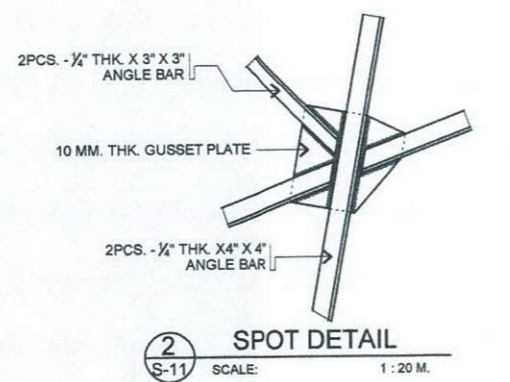
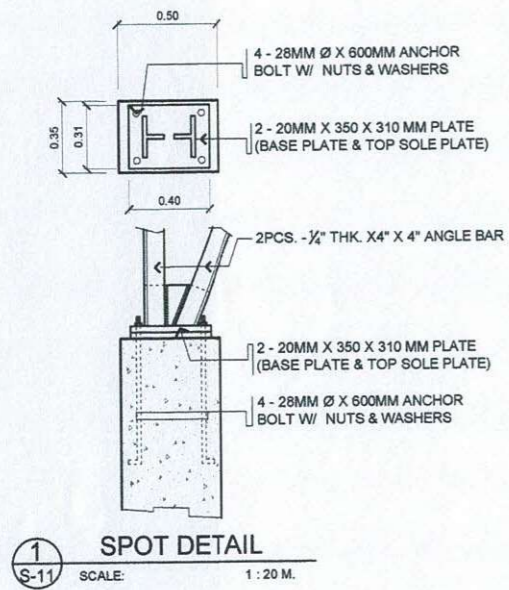

ROOF FRAMING PLAN
 SCALE 1:150 MTS.

ST-2 = 42-1/4 x 3
 41-1/4 x 2
 ST-1 = 41+20 = 71-1/4 x 2
 ST-3 = 27-20 mm 125B
 18-16 mm 20B

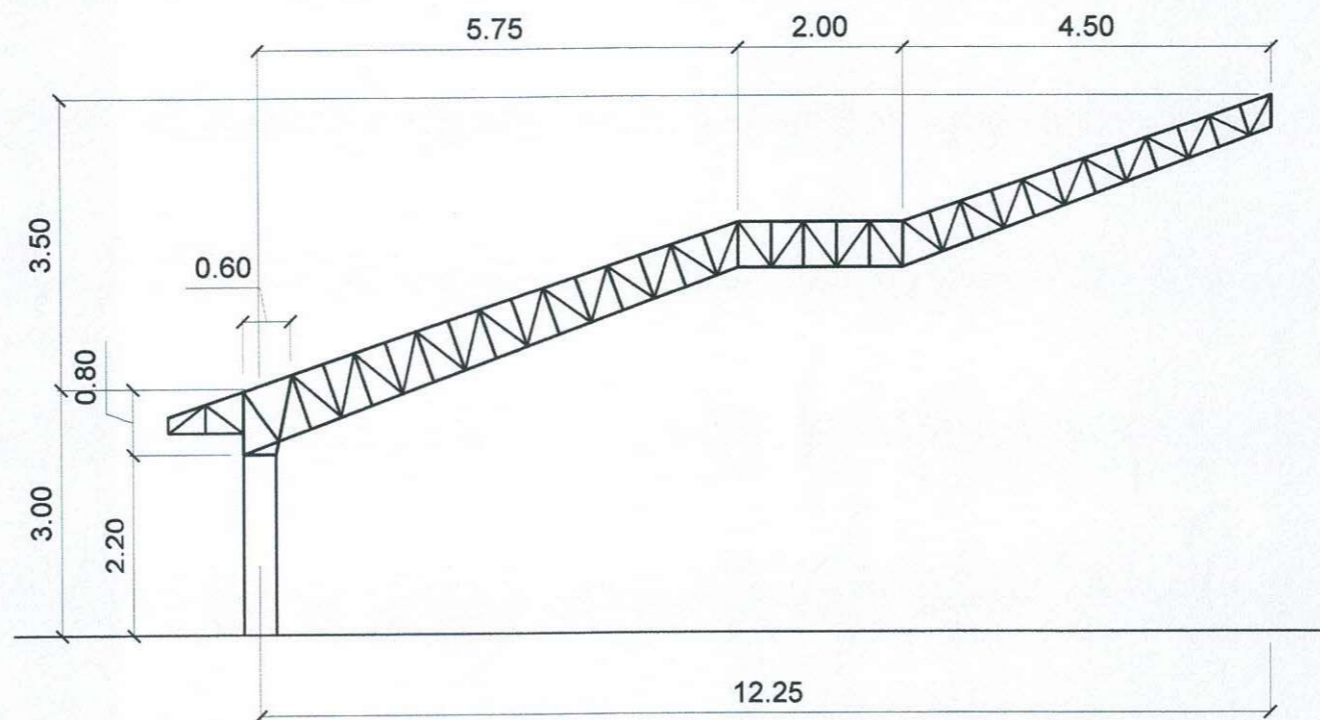
	PREPARED BY:  E.N. RODEROS JR. PPU OVPPD	END USER:  E. DEL MUNDO DEAN CON	STRUCTURAL ENGINEER:  M.A. DACASBAS JR., M.E. MPICE, MASEP, MISSEP	ENDORSED BY:  O. B. DELOS REYES DIRECTOR PLANNING OFFICE	REC. APPROVAL:  M.J.D. TEPORA VPPD CVSU	APPROVED BY:  C. A. POLINGA VPASS CVSU	APPROVED BY:  H. D. ROBLES PRES CVSU	PROJECT TITLE/ LOCATION: PROPOSED IMPROVEMENT OF COLLEGE OF NURSING TO INCREASE CARRYING CAPACITY CAVITE STATE UNIVERSITY MAIN CAMPUS	IMPLEMENTING AGENCY: CAVITE STATE UNIVERSITY	SHT NO: S-10
	<small> PROJ. NO. 2024-001 DATE: 05-15-2024 DRAWN BY: M.A. DACASBAS JR. CHECKED BY: H.D. ROBLES TITLE: ROOF FRAMING PLAN </small>									



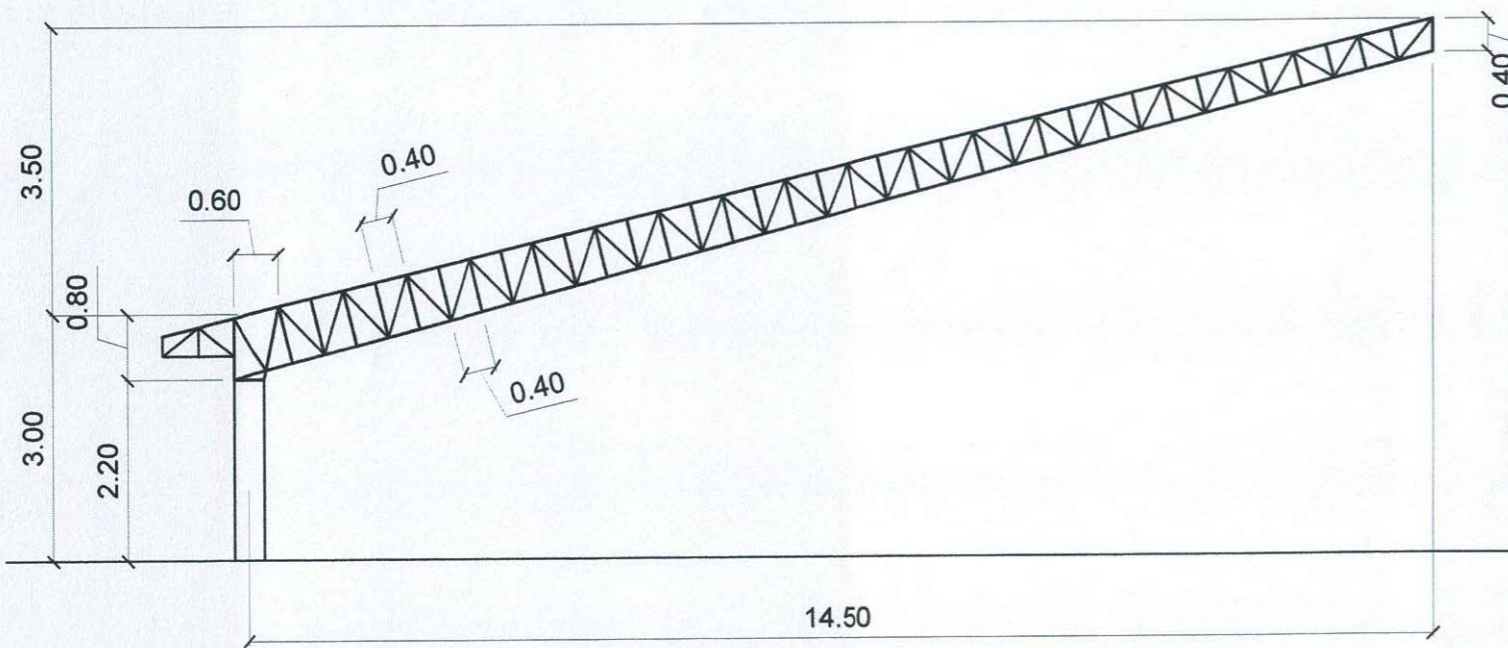
TRUSS DIAGRAM (TRUSS 1)
SCALE 1 : 50 MTS.



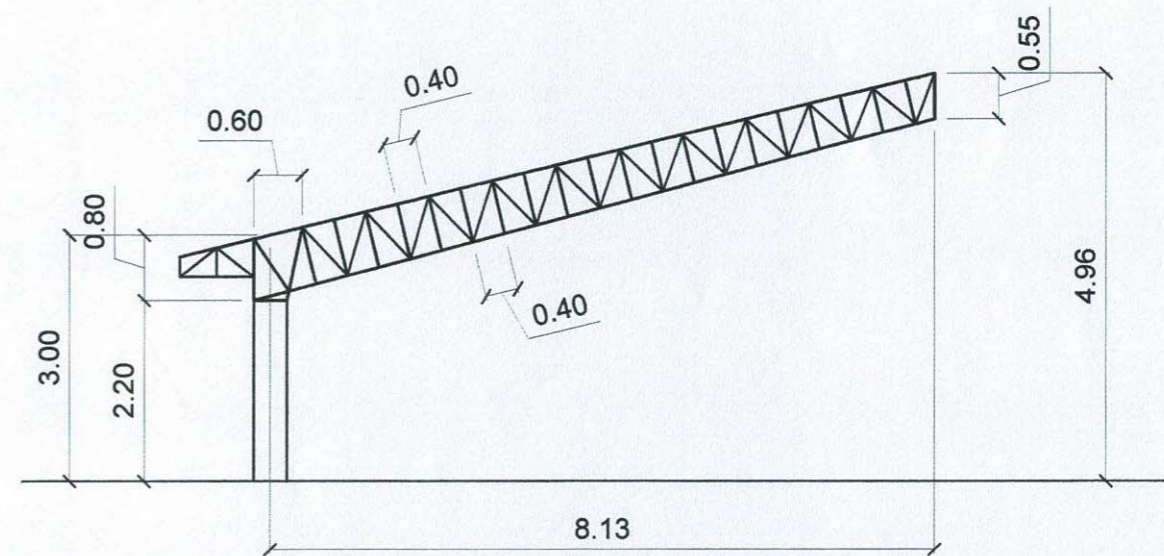
	PREPARED BY:	END USER:	STRUCTURAL ENGINEER:	ENDORSED BY:	REC. APPROVAL:	APPROVED BY:	PROJECT TITLE/ LOCATION:	IMPLEMENTING AGENCY:	SHT NO:
	 E.N. RODEROS JR. PPU VPPD	 E. DEL MUNDO DEAN CON	 M.A. DAGASDAS, JR. M.P.P. / STRUCTS MPICE, MASEP, MISSEP	 O. B. DELOS REYES DIRECTOR PLANNING OFFICE	 M.J.D. TEPORA VPPD CVSU	 C. A. POLINGA VPASS CVSU	 H. D. ROBLES PRES CVSU	PROPOSED IMPROVEMENT OF COLLEGE OF NURSING TO INCREASE CARRYING CAPACITY CAVITE STATE UNIVERSITY MAIN CAMPUS	CAVITE STATE UNIVERSITY



TRUSS DIAGRAM (HT-1)
SCALE 1 : 50 MTS.



TRUSS DIAGRAM (HT-2)
SCALE 1 : 50 MTS.



TRUSS DIAGRAM (HT-3)
SCALE 1 : 50 MTS.

	PREPARED BY:	END USER:	STRUCTURAL ENGINEER:	ENDORSED BY:	REC. APPROVAL:	APPROVED BY:	PROJECT TITLE/ LOCATION:	IMPLEMENTING AGENCY:	SHT NO.:
	 E.N. RODEROS JR. PPU / OVPPD	 E. DEL MUNDO DEAN / CON	 M.A. DAGASE JR., M.Eng. (Structs) MPICE, MASEP, MISEP	 O. B. DELOS REYES DIRECTOR / PLANNING OFFICE	 M.V. D. TEPORA VPPD / CVSU	 C. A. POLINGA VPASS / CVSU	 H. D. ROBLES PRES / CVSU	PROPOSED IMPROVEMENT OF COLLEGE OF NURSING TO INCREASE CARRYING CAPACITY CAVITE STATE UNIVERSITY / MAIN CAMPUS	CAVITE STATE UNIVERSITY

GENERAL NOTES AND SPECIFICATIONS:

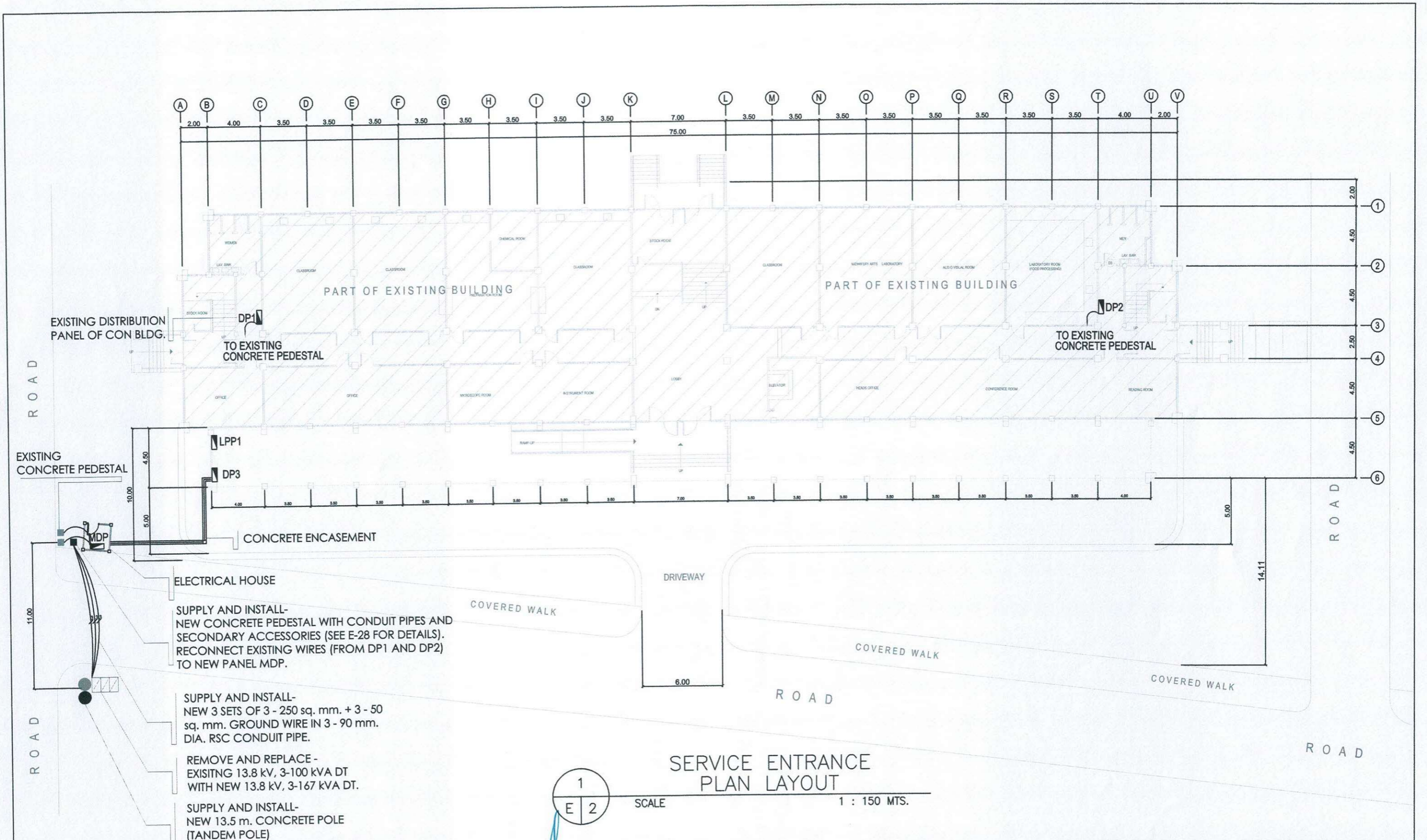
1. ALL WORK HEREIN SHALL BE DONE IN ACCORDANCE WITH THE PLANS AND SPECIFICATIONS.
2. ELECTRICAL WORKS SHALL BE IN ACCORDANCE WITH THE LATEST EDITION OF THE PHILIPPINE ELECTRICAL CODE, MUNICIPAL/CITY LAWS AND ORDINANCES AND THE REGULATIONS OF THE LOCAL POWER AND TELEPHONE COMPANY.
3. THE JOB SHALL BE EXECUTED IN THE MOST THOROUGH PROMPT AND WORKMANLIKE MANNER EMPLOYING STANDARD TOOLS, EQUIPMENT, METHODS AND GOOD ENGINEERING PRACTICE. THE JOB SHALL BE DONE IN ALL ASPECTS AS REQUIRED PER PLANS AND SPECIFICATIONS AND READY FOR OPERATION.
4. THE DRAWINGS AND SPECIFICATIONS ARE INTENDED TO PERSENT A GENERAL LAYOUT AND BROAD OUTLINE/DESCRIPTION OF THE PROJECT, BUT DO NOT NECESSARILY INDICATE OR DESCRIBE ACTUAL LOCATIONS, LEVELS AND DISTANCES OF THE EQUIPMENT. THE CONTRACTOR IS HEREBY REQUIRED TO MAKE SUCH ADJUSTMENTS AT THE JOBSITE THAT ARE GOVERNED BY ACTUAL FIELD CONDITION.
5. SERVICE VOLTAGE TO THE BUILDING FROM THE POWER SOURCE SHALL BE 230V.
6. SERVICE ENTRANCE WIRING SHALL BE RIGID STEEL CONDUIT (RSC).
7. FEEDER WIRING SHALL BE ELECTRICAL METALLIC TUBING (EMT).
8. BRANCH CIRCUIT WIRING ELECTRICAL METALLIC TUBING (EMT).
9. BRANCH CIRCUIT WIRING EMBEDDED IN CONCRETE SHALL BE IN PVC PIPE WITH ADEQUATE GROUND WIRE FOR EQUIPMENT GROUNDING.
10. LIGHT SWITCHES SHALL BE 15A, 230VAC.
11. ALL MATERIALS SHALL BE BRAND NEW AND OF APPROVED TYPE FOR LOCATION AND PURPOSE INTENDED.
12. DEVICES, FIXTURES LOCATED OUTDOOR SHALL BE WEATHERPROOF TYPE.
13. MOUNTING HEIGHTS ARE:

A. LIGHT SWITCHES	1.40M ABOVE FLOOR FINISH
B. CONVENIENCE OUTLETS	0.30M ABOVE FLOOR FINISH
C. COUNTER TOP C.O.	0.30M TO .50M ABOVE THE COUNTER
D. TELEPHONE OUTLETS	0.30M ABOVE FLOOR FINISH
E. PANEL BOARD	1.50M ABOVE FLOOR FINISH
F. EMERGENCY LIGHT	0.30M BELOW CEILING LINE
14. ANY DISCREPANCY BETWEEN THE PLANS AND SPECIFICATIONS SHALL BE BROUGHT TO THE ATTENTION OF THE ENGINEER FOR CLARIFICATION OR DECISION.
15. THE ENTIRE WORK SHALL BE DONE UNDER THE DIRECT SUPERVISION OF DULY REGISTERED ELECTRICAL ENGINEER.
16. REFER TO SHEETS E-2 TO E-15 FOR EXACT NUMBER AND LOCATION OF DEVICES/EQUIPMENT FOR ELECTRICAL SYSTEM. ANY CONFLICT ON QUANTITY AND/OR LAYOUT MUST BE VERIFIED AND CONFIRMED TO DESIGNER/CONSULTANT.
17. REFER TO LOAD SCHEDULE FOR THE RATING OF INDIVIDUAL ENCL, ACB'S IN NEMA-3R.
18. ALL ELECTRICAL CONDUITS AND TELEPHONE SERVICE ENTRANCE THAT INSTALLED BELOW THE GROUND SHALL BE IN CONCRETE ENCASUREMENT.
19. ANY DEVICES OR EQUIPMENT NOT REFLECTED OR SHOWN ON PLANS BUT REQUIRED TO COMPLETE THE SYSTEM MUST BE INCLUDED ON SCOPE OF WORK.
20. REQUEST FOR TEMPORARY POWER INTERRUPTION SHOULD BE COORDINATED TO OWNER'S REPRESENTATIVE OR DESIGNER.
21. THE SIZE OF GENERATOR IS 40% OF THE TOTAL VA LOAD. THIS IS INTENDED TO SUPPLY ELECTRIC POWER FOR LIGHTINGS AND OTHER IMPORTANT APPLIANCES DURING THE POWER INTERRUPTION OF MAIN POWER SOURCE.

LEGEND AND SYMBOLS :

	LED DOWNLIGHT, VERTICAL RECESSED, ROUND 12W w/ 8" CASING FIXTURE		ACU CONDENSER OUT DOOR UNIT WITH NEMA 3R CIRCUIT BREAKER
	LED SPOT LIGHT, 100W, IP65 (SL)		ACU WALL/FLOOR MOUNTED, SPLIT TYPE, INDOOR UNIT
	1-9W LIGHT TUBE, T5 w/ FIXTURES 2 FT. LENGTH (FL)		2.0 mm ² THHN
	2-9W LIGHT TUBE, T5 w/ FIXTURES 2 FT. LENGTH (FL)		3.5 mm ² THHN
	1-18W LIGHT TUBE, T8 w/ FIXTURES 4 FT. LENGTH (FL)		CIRCUIT HOMERUN
	2-18W LIGHT TUBE, T8 w/ FIXTURES 4 FT. LENGTH (FL)		1LPP1 CIRCUIT NUMBER
	EMERGENCY LIGHT (EL)		PANEL BOARD
	LED EXIT/FIRE EXIT SIGN (FEL)		SERVICE ENTRANCE
	S ₁ S _A ONE GANG SWITCH		KILOWATT HOUR METER
	S ₂ S _{AB} TWO GANG SWITCH		CONCRETE ENCASEMENT
	S ₃ THREE GANG SWITCH		CABLE CHAMBER
	S _{3W} , S _{a3W} THREE WAY SWITCH		DISTRIBUTION TRANSFORMER
	CF CEILING FAN OUTLET		PRIMARY CONCRETE POLE
	CO TWO GANG CONVENIENCE OUTLET		SERVICE ENTRANCE PEDESTAL WITH DISCONNECTING SWITCH
	ACU THREE PIN ACU OUTLET		TRUSS/DOWN GUY SUPPORT
	A.C. ACU WINDOW TYPE		SECONDARY LINE

PREPARED BY:	PROFESSIONAL ELECTRICAL ENGR.	END USER:	ENDORSED BY:	REC. APPROVAL:	APPROVED BY:	PROJECT TITLE/ LOCATION:	IMPLEMENTING AGENCY:	SHT NO:
R. J. R. SANCHEZ PPU	R. P. PEÑA PPU OVPPD	E. DEL MUNDO DEAN CON	O. B. DELOS REYES DIRECTOR PLANNING OFFICE	C. A. POLINGA VPASS CVSU	H. D. ROBLES PRES CVSU	PROPOSED IMPROVEMENT OF COLLEGE OF NURSING TO INCREASE CARRYING CAPACITY CAVITE STATE UNIVERSITY MAIN CAMPUS	CAVITE STATE UNIVERSITY	E - 1



SUPPLY AND INSTALL-
NEW CONCRETE PEDESTAL WITH CONDUIT PIPES AND
SECONDARY ACCESSORIES (SEE E-28 FOR DETAILS).
RECONNECT EXISTING WIRES (FROM DP1 AND DP2)
TO NEW PANEL MDP.

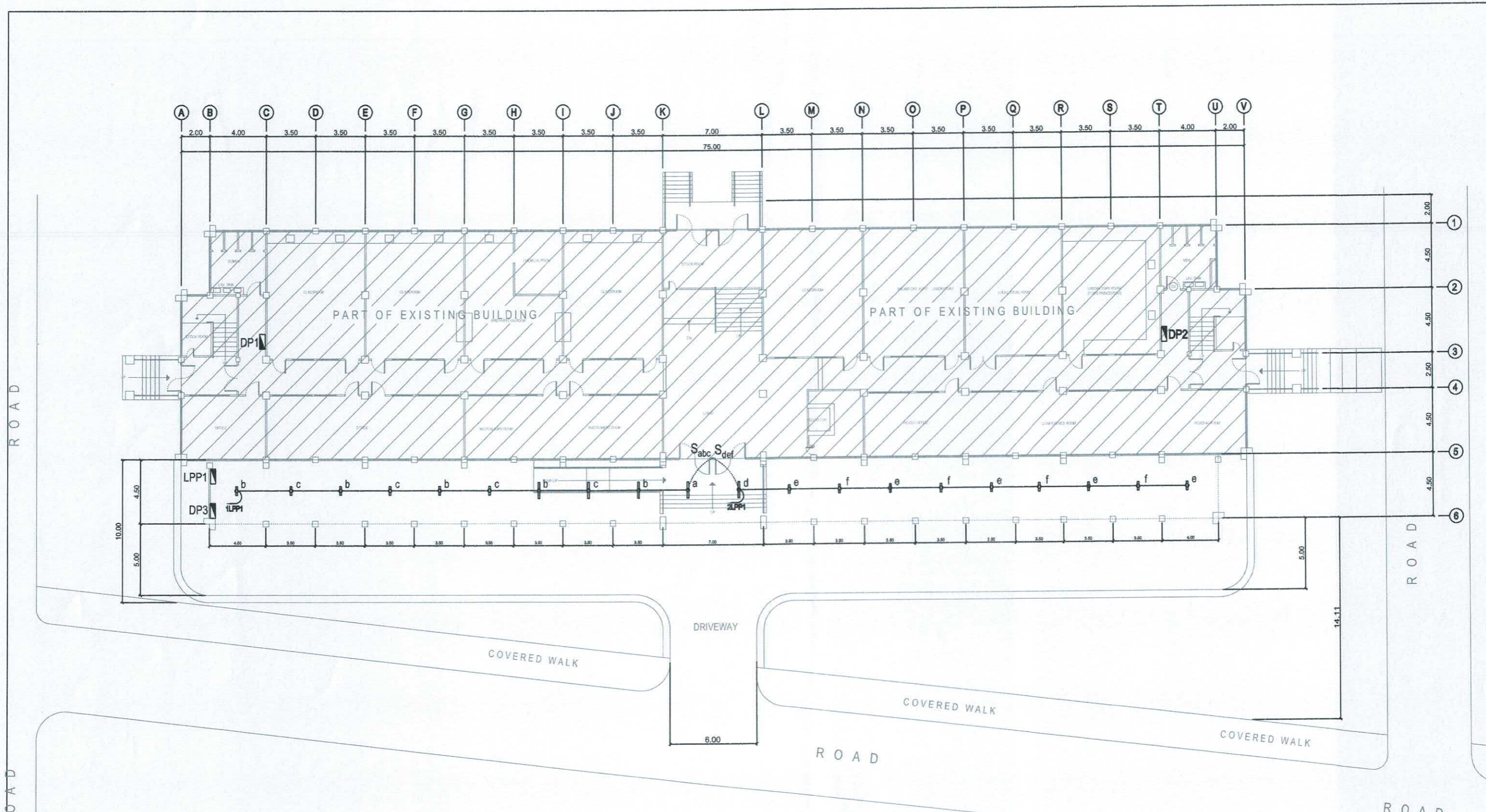
SUPPLY AND INSTALL-
NEW 3 SETS OF 3 - 250 sq. mm. + 3 - 50
sq. mm. GROUND WIRE IN 3 - 90 mm.
DIA. RSC CONDUIT PIPE.

REMOVE AND REPLACE -
EXISTING 13.8 kV, 3-100 kVA DT
WITH NEW 13.8 kV, 3-167 kVA DT.

SUPPLY AND INSTALL-
NEW 13.5 m. CONCRETE POLE
(TANDEM POLE)

1
E | 2


PREPARED BY:	PROFESSIONAL ELECTRICAL ENGR.	END USER:	ENDORSED BY:	REC. APPROVAL:	APPROVED BY:	PROJECT TITLE/ LOCATION:	IMPLEMENTING AGENCY:	SHT NO:	
R. J. R. SANCHEZ PPU	R. P. PEÑA OVPPD	E. DEL MUNDO DEAN	O. B. DELOS REYES DIRECTOR - PLANNING OFFICE	M. J. D. TEPORA VPPD	C. A. POLINGA VPASS	H. D. ROBLES PRES	PROPOSED IMPROVEMENT OF COLLEGE OF NURSING TO INCREASE CARRYING CAPACITY CAVITE STATE UNIVERSITY MAIN CAMPUS	CAVITE STATE UNIVERSITY	E - 2



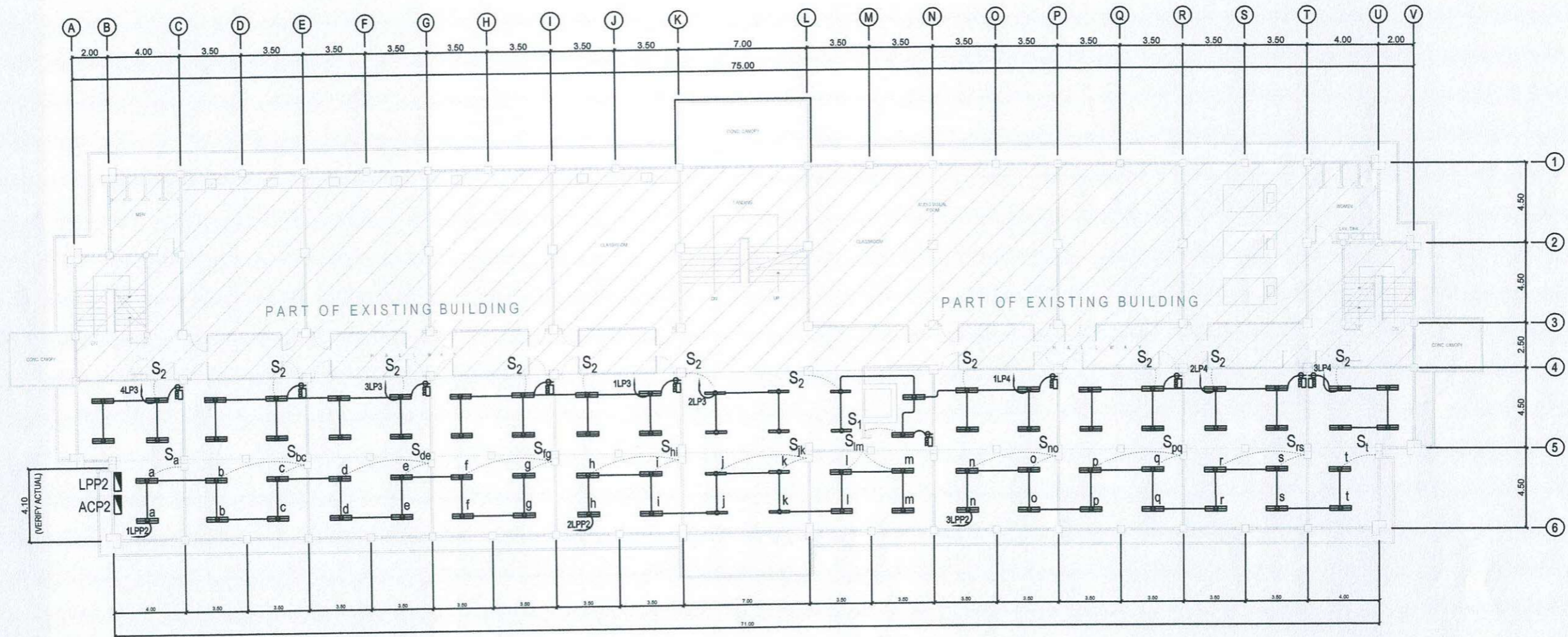
GROUND FLOOR LIGHTING LAYOUT

SCALE 1 : 150 MTS.

1
E 2

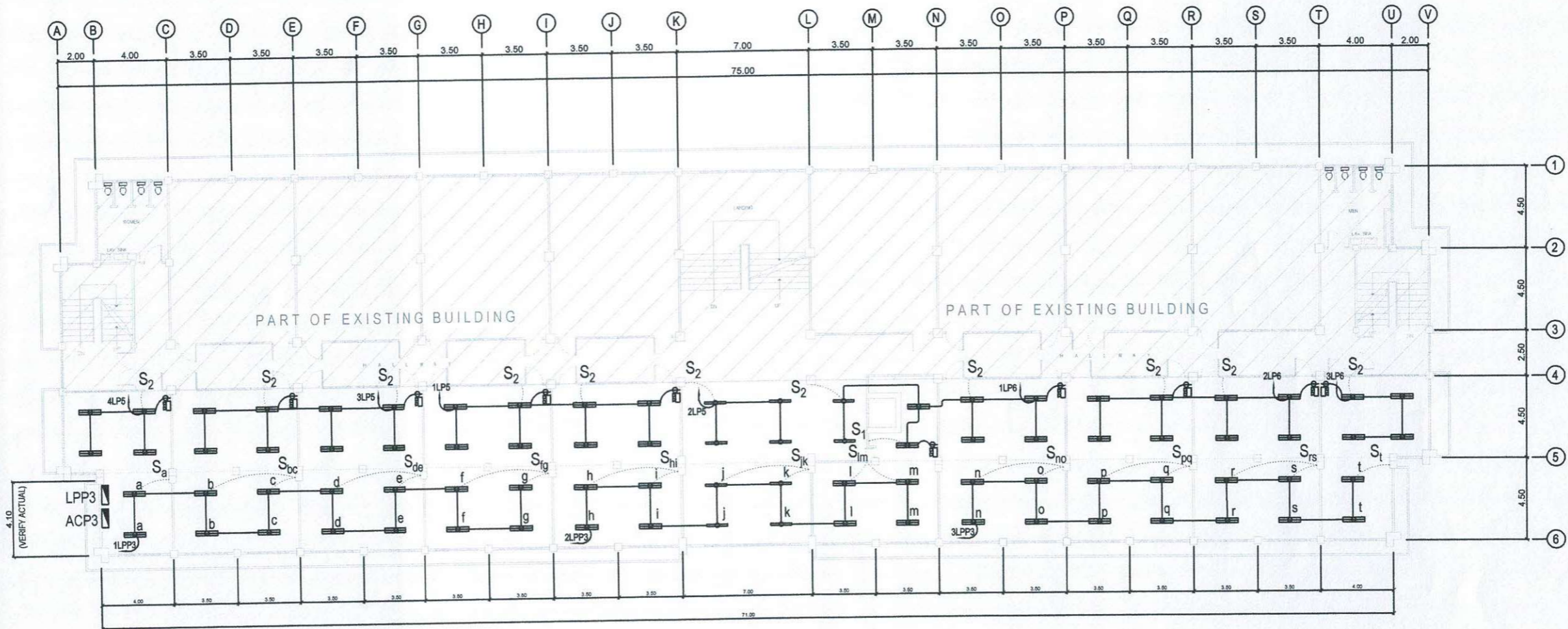
PREPARED BY:	END USER:	REVIEWED BY:	ENDORSED BY:	REC. APPROVAL:	APPROVED BY:	PROJECT TITLE/ LOCATION:	IMPLEMENTING AGENCY:	SHT NO:
 R. J. R. SANCHEZ PDU OVPPD	E. DEL MUNDO DEAN CON	R. F. PENA PROF. ELEC. ENGINEER	S. B. BAYOT JR. HEAD PDU	G. B. DELOS REYES DIRECTOR PLANNING AND DEVT. OFFICE	J. X. B. NEPOMUCENO VPASS CVSU	V. D. ROBLES PRES CVSU	CAVITE STATE UNIVERSITY MAIN CAMPUS	E - 3

PROPOSED IMPROVEMENT OF COLLEGE OF NURSING TO INCREASE CARRYING CAPACITY



1
E 4
SCALE
1 : 150 MTS.

	PREPARED BY:	PROFESSIONAL ELECTRICAL ENGR.	END USER:	ENDORSED BY:	REC. APPROVAL:	APPROVED BY:	PROJECT TITLE/ LOCATION:	IMPLEMENTING AGENCY:	SHT NO:
	R. J. R. SANCHEZ PPU OVPPD	R. P. PENA PPU OVPPD	E. DEL MUNDO DEAN CON	O. B. DELOS REYES DIRECTOR PLANNING OFFICE	M. J. D. TEPORA VPPD CVSU	C. A. POLINGA VPASS CVSU	H. D. ROBLES PRES CVSU	PROPOSED IMPROVEMENT OF COLLEGE OF NURSING TO INCREASE CARRYING CAPACITY CAVITE STATE UNIVERSITY MAIN CAMPUS	CAVITE STATE UNIVERSITY

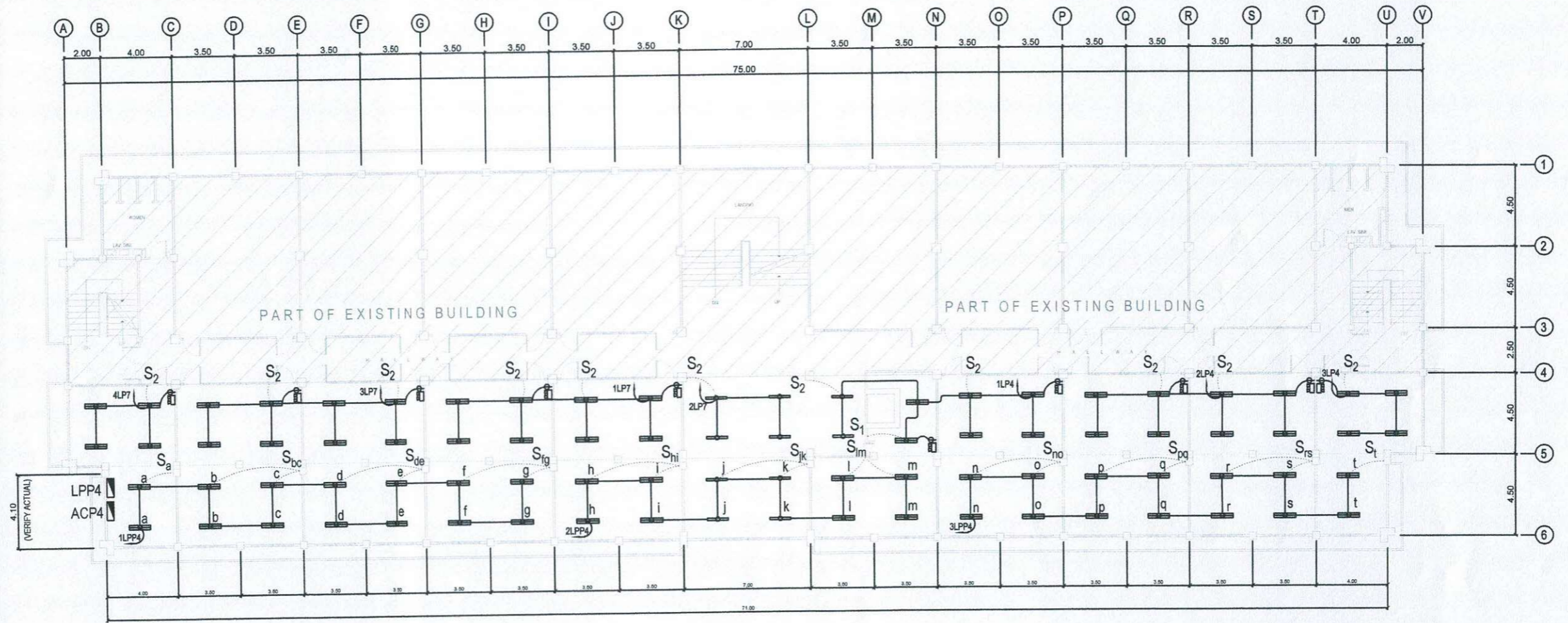


1
E 5

THIRD FLOOR
LIGHTING LAYOUT


SCALE 1 : 150 MTS.

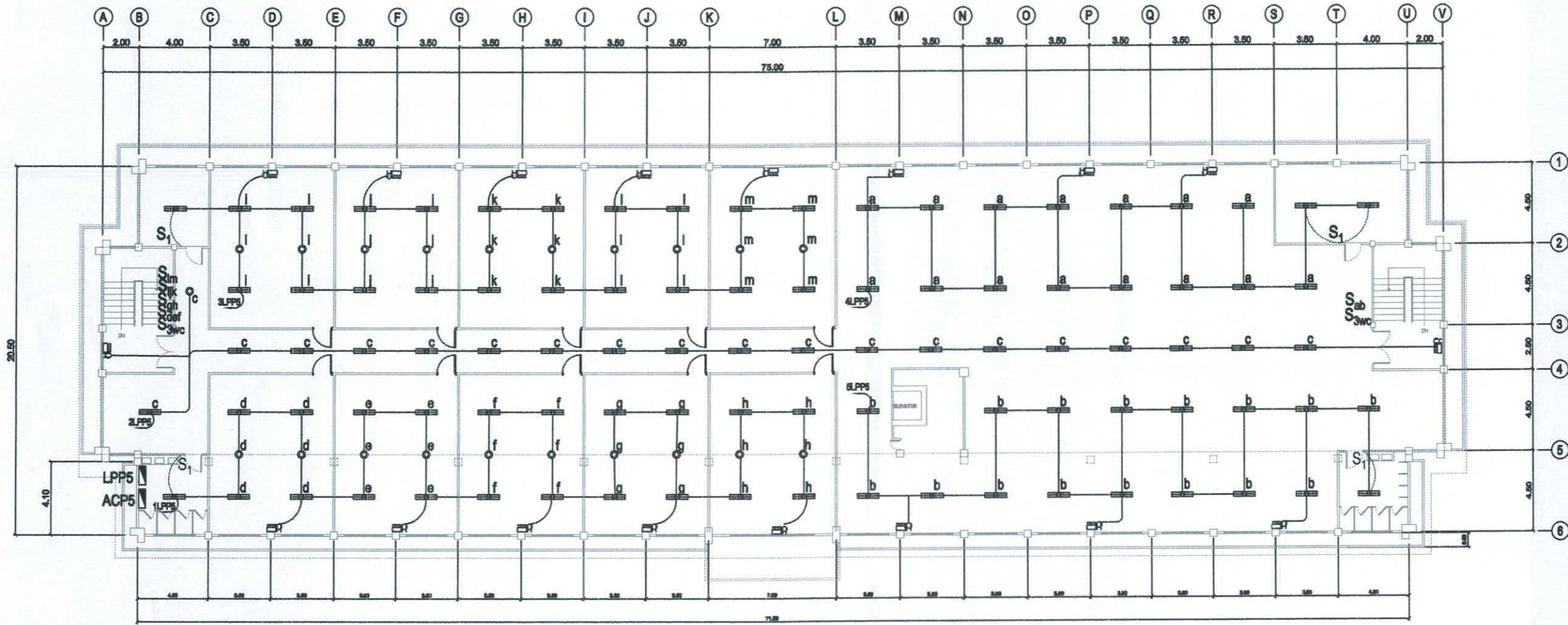
PREPARED BY:	PROFESSIONAL ELECTRICAL ENGR.	END USER:	ENDORSED BY:	REC. APPROVAL:	APPROVED BY:	PROJECT TITLE/ LOCATION:	IMPLEMENTING AGENCY:	SHT NO:
R. J. R. SANCHEZ PPU OVPPD	R. P. PEÑA PPU OVPPD	E. DEL MUNDO DEAN CON	O. B. DELOS REYES DIRECTOR PLANNING OFFICE	M. J. D. TEPORA VPPD CVSU	C. A. POLINGA VPASS CVSU	H. D. ROBLES PRES CVSU	PROPOSED IMPROVEMENT OF COLLEGE OF NURSING TO INCREASE CARRYING CAPACITY CAVITE STATE UNIVERSITY MAIN CAMPUS	CAVITE STATE UNIVERSITY E - 5











1
 E | 6

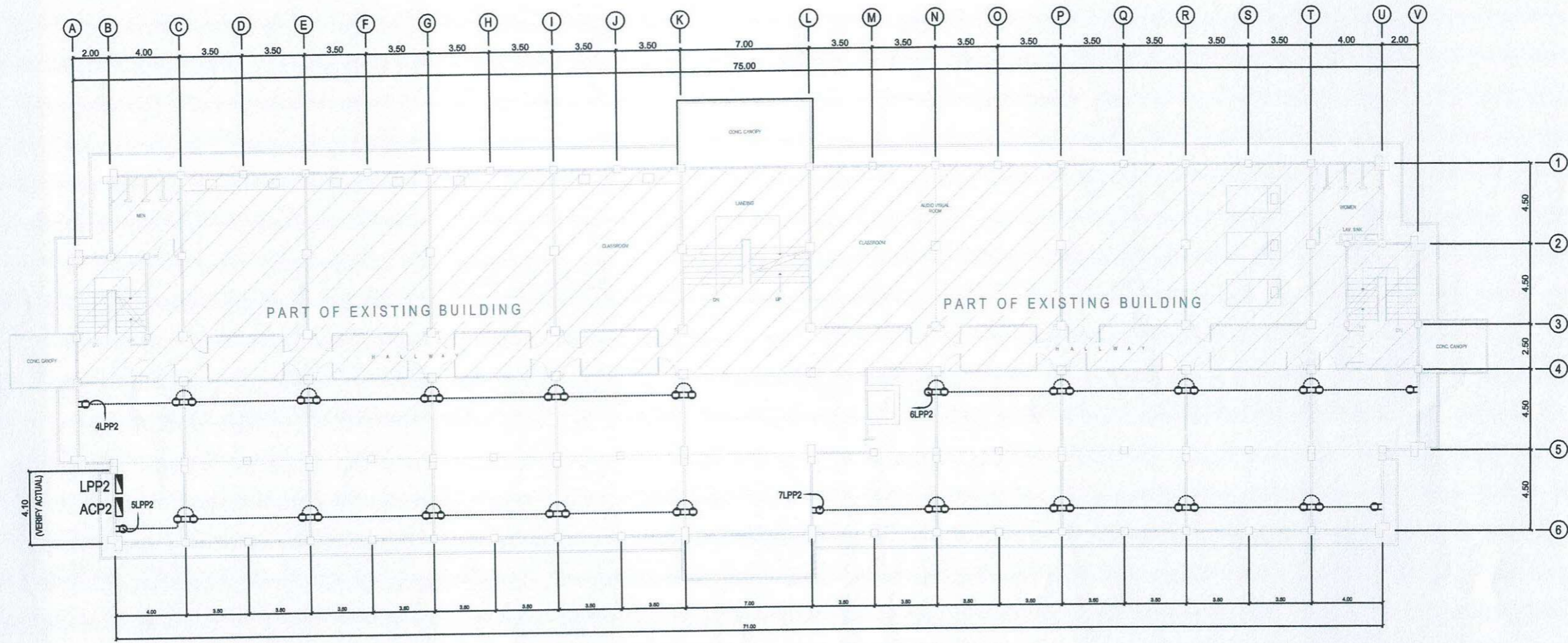
 SCALE _____ 1 : 150 MTS.

	PREPARED BY: R. J. R. SANCHEZ PPU	PROFESSIONAL ELECTRICAL ENGR. R. P. PEÑA PPU	END USER: E. DEL MUNDO DEAN	ENDORSED BY: O. B. DELOS REYES DIRECTOR PLANNING OFFICE	REC. APPROVAL: M. J. D. TEPORA VPPD CVSU	APPROVED BY: H. D. ROBLES PRES CVSU	PROJECT TITLE/ LOCATION: PROPOSED IMPROVEMENT OF COLLEGE OF NURSING TO INCREASE CARRYING CAPACITY CAVITE STATE UNIVERSITY MAIN CAMPUS	IMPLEMENTING AGENCY: CAVITE STATE UNIVERSITY	SHT NO: E - 6
---	---	--	-----------------------------------	--	---	--	--	--	------------------



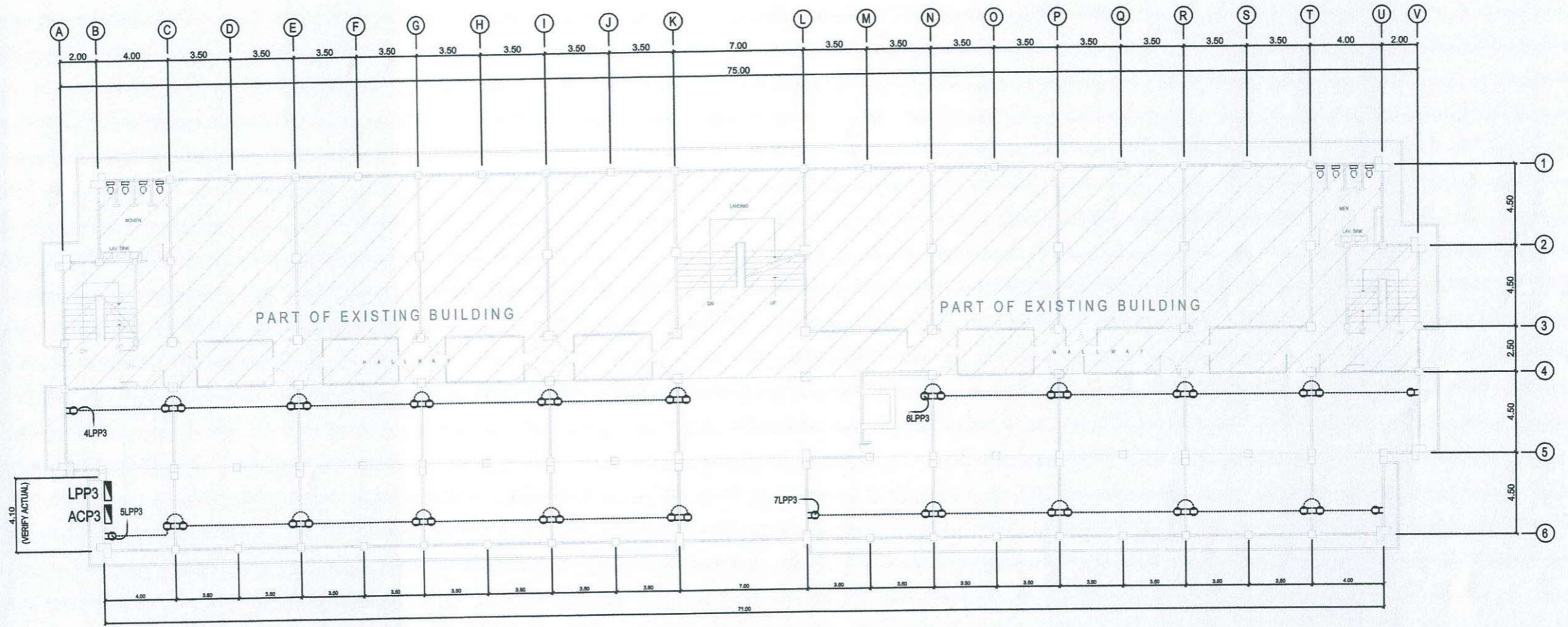
1
E 7
SCALE
1 : 150 MTS.

	PREPARED BY:	END USER:	REVIEWED BY:	ENDORSED BY:	REC. APPROVAL:	APPROVED BY:	PROJECT TITLE/ LOCATION:	IMPLEMENTING AGENCY:	SHT NO.:
	 R. J. R. SANCHEZ <small>PDU OVPPD</small>	 E. DEL MUNDO <small>DEAN CON</small>	 R. P. PEÑA <small>PROF. ELEC. ENGINEER</small>	 S. B. BAYOT JR <small>HEAD PDK</small>	 O. B. DELOS REYES <small>DIRECTOR PLANNING AND DEVT. OFFICE</small>	 J. X. B. NERI <small>VPASS CVSU</small>	 H. D. ROBLES <small>PRES CVSU</small>	PROPOSED IMPROVEMENT OF COLLEGE OF NURSING TO INCREASE CARRYING CAPACITY <small>CAVITE STATE UNIVERSITY MAIN CAMPUS</small>	CAVITE STATE UNIVERSITY




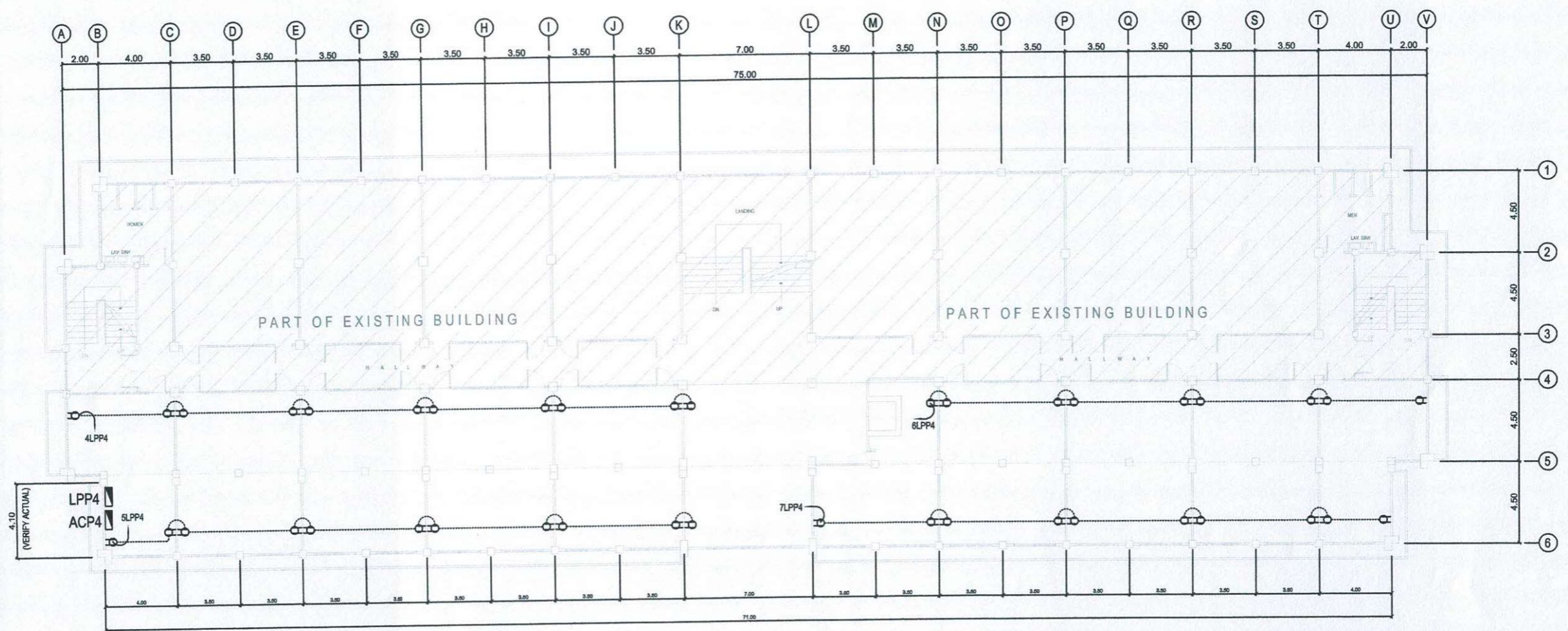
1
E 8
 SECOND FLOOR
 CONVENIENCE OUTLET LAYOUT
 SCALE 1 : 150 MTS.

	PREPARED BY:	PROFESSIONAL ELECTRICAL ENGR.	END USER:	ENDORSED BY:	REC. APPROVAL:	APPROVED BY:	PROJECT TITLE/ LOCATION:	IMPLEMENTING AGENCY:	SHT NO.:
	<i>R. J. R. Sanchez</i> R. J. R. SANCHEZ PPU	<i>R. P. Peña</i> R. P. PEÑA OVPPD	<i>E. Del Mundo</i> E. DEL MUNDO DEAN CON	<i>O. B. De los Reyes</i> O. B. DELOS REYES DIRECTOR PLANNING OFFICE	<i>M. J. D. Tepora</i> M. J. D. TEPORA VPPD CVSU	<i>C. A. Polinga</i> C. A. POLINGA VPASS CVSU	<i>H. D. Robles</i> H. D. ROBLES PRES CVSU	PROPOSED IMPROVEMENT OF COLLEGE OF NURSING TO INCREASE CARRYING CAPACITY CAVITE STATE UNIVERSITY MAIN CAMPUS	CAVITE STATE UNIVERSITY



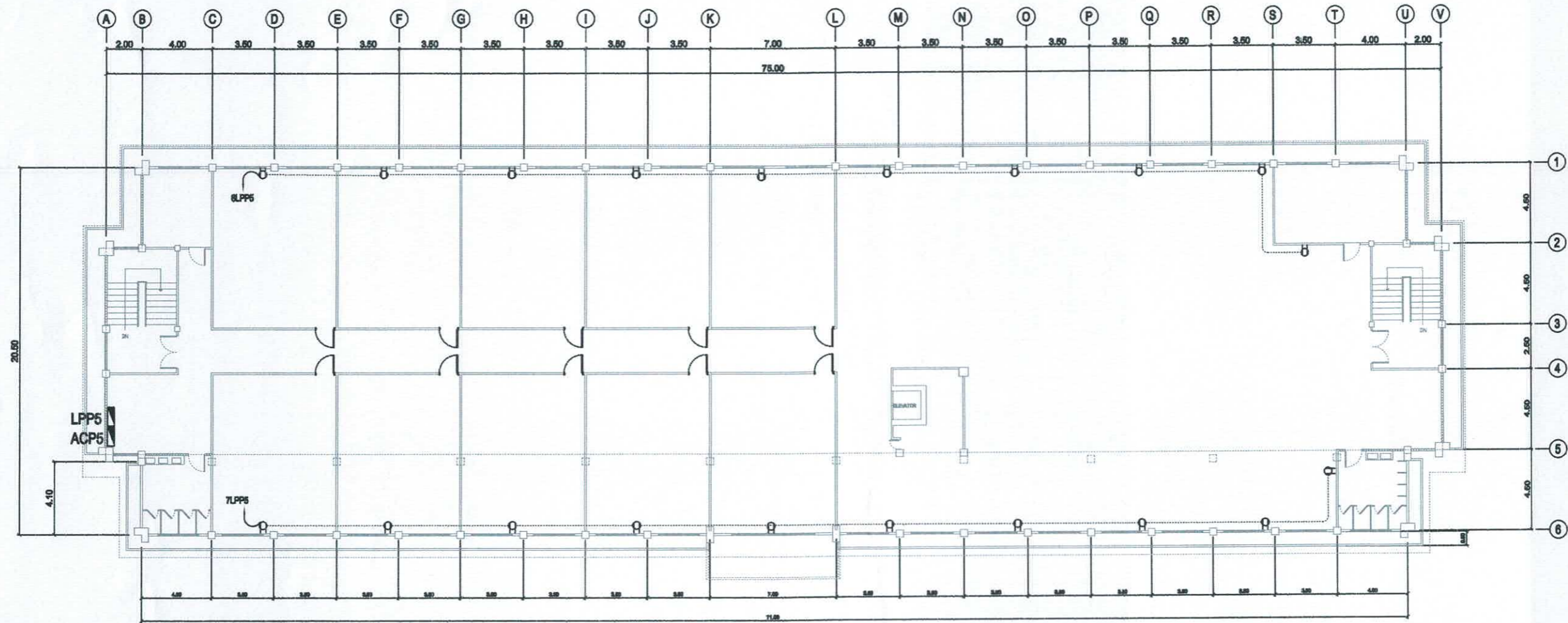
1
E 9
**THIRD FLOOR
CONVENIENCE OUTLET LAYOUT**
 SCALE 1 : 150 MTS.

	PREPARED BY:	PROFESSIONAL ELECTRICAL ENGR.	END USER:	ENDORSED BY:	REC. APPROVAL:	APPROVED BY:	PROJECT TITLE/ LOCATION:	IMPLEMENTING AGENCY:	SHT NO:
	R. J. R. SANCHEZ PPU	<i>[Signature]</i> R. P. PEÑA OVPPD	<i>[Signature]</i> E. DEL MUNDO DEAN CON	<i>[Signature]</i> O. B. DELOS REYES DIRECTOR PLANNING OFFICE	<i>[Signature]</i> M.J. D. TEPORA VPPD CVSU	<i>[Signature]</i> C. A. POLINGA VPASS CVSU	<i>[Signature]</i> H.D. ROBLES PRES CVSU	PROPOSED IMPROVEMENT OF COLLEGE OF NURSING TO INCREASE CARRYING CAPACITY CAVITE STATE UNIVERSITY MAIN CAMPUS	CAVITE STATE UNIVERSITY











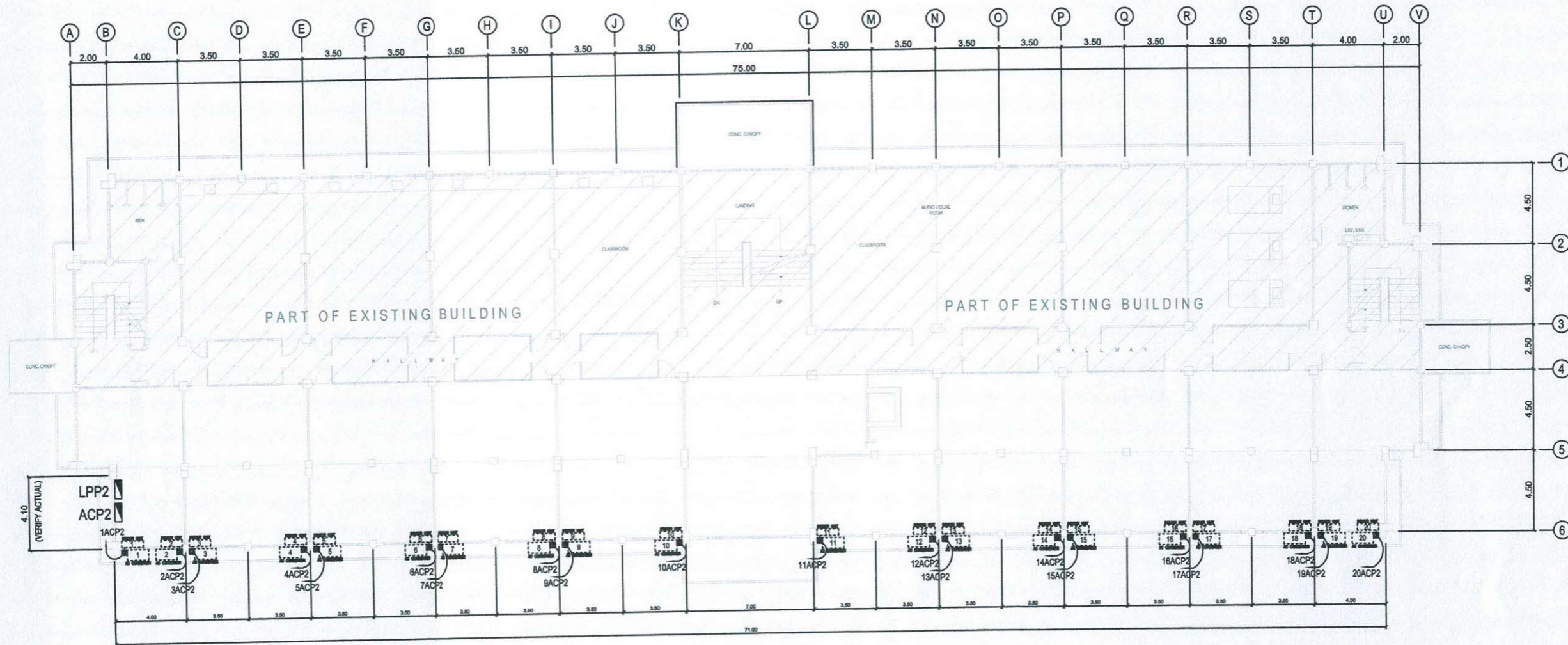
1
E 10
**FOURTH FLOOR
CONVENIENCE OUTLET LAYOUT**
 SCALE 1 : 150 MTS.

	PREPARED BY:	PROFESSIONAL ELECTRICAL ENGR.	END USER:	ENDORSED BY:	REC. APPROVAL:	APPROVED BY:	PROJECT TITLE/ LOCATION:	IMPLEMENTING AGENCY:	SHT NO.:
	R. J. R. SANCHEZ PPU <i>[Signature]</i>	R. P. PEÑA OVPPD <i>[Signature]</i>	E. DEL MUNDO DEAN CON <i>[Signature]</i>	O. B. DELOS REYES DIRECTOR PLANNING OFFICE <i>[Signature]</i>	M. J. D. TEPORA VPPD CVSU <i>[Signature]</i>	C. A. POLINGA VPASS CVSU <i>[Signature]</i>	H. D. ROBLES PRES CVSU <i>[Signature]</i>	PROPOSED IMPROVEMENT OF COLLEGE OF NURSING TO INCREASE CARRYING CAPACITY CAVITE STATE UNIVERSITY MAIN CAMPUS	CAVITE STATE UNIVERSITY



1
E | 11
**ROOF DECK
CONVENIENCE OUTLET LAYOUT**
 SCALE 1 : 150 MTS.

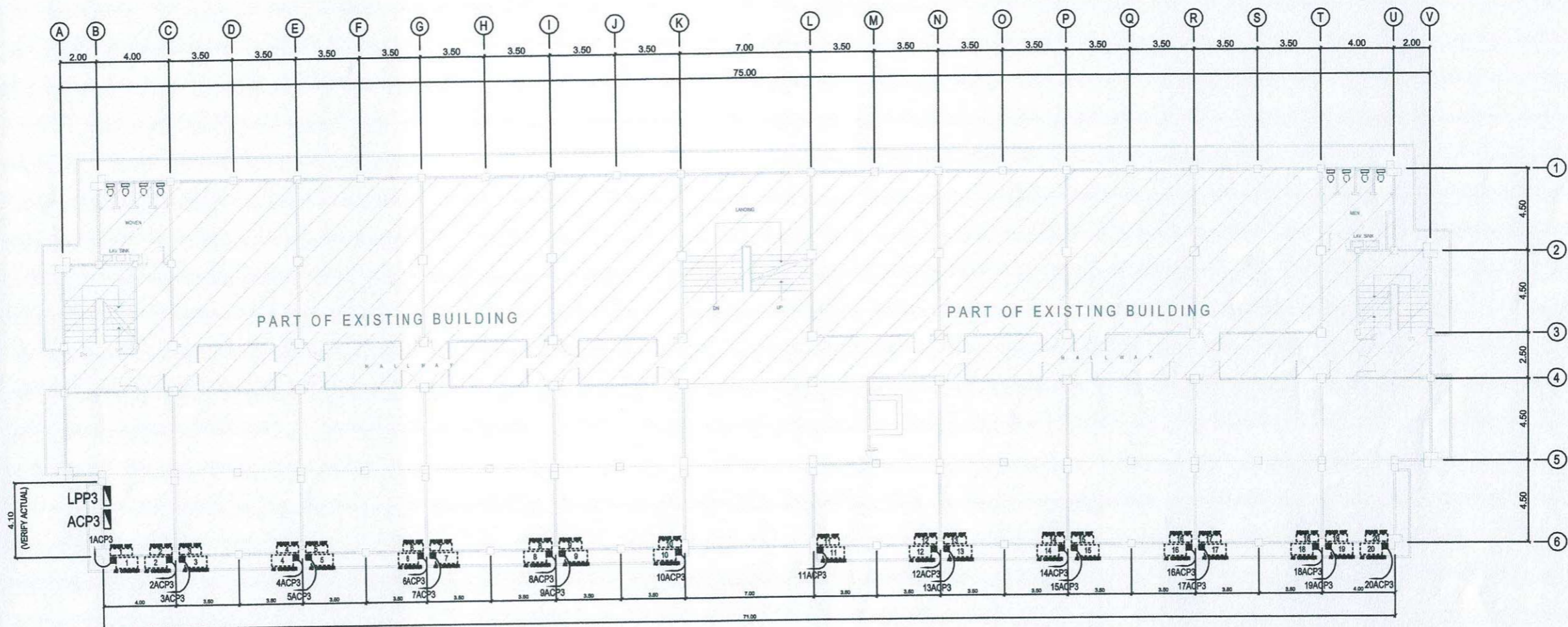
	PREPARED BY:	END USER:	REVIEWED BY:	ENDORSED BY:	REC. APPROVAL:	APPROVED BY:	PROJECT TITLE/ LOCATION:	IMPLEMENTING AGENCY:	SHT NO:
	 R. J. R. SANCHEZ <small>PDU OVPPD</small>	 E. DEL MUNDO <small>DEAN CON</small>	 R. P. PEÑA <small>PROF. ELEC. ENGINEER</small>	 S. B. BAYOT JR. <small>HEAD PDU</small>	 O. B. DELOS REYES <small>DIRECTOR PLANNING AND DEVT. OFFICE</small>	 J. X. B. NEPOMUCENO <small>VPASS CVSU</small>	 H. D. ROBLES <small>VRES CVSU</small>	PROPOSED IMPROVEMENT OF COLLEGE OF NURSING TO INCREASE CARRYING CAPACITY <small>CAVITE STATE UNIVERSITY MAIN CAMPUS</small>	CAVITE STATE UNIVERSITY



1
E | 12


SECOND FLOOR
A/C UNIT POWER LAYOUT
 SCALE 1 : 150 MTS.

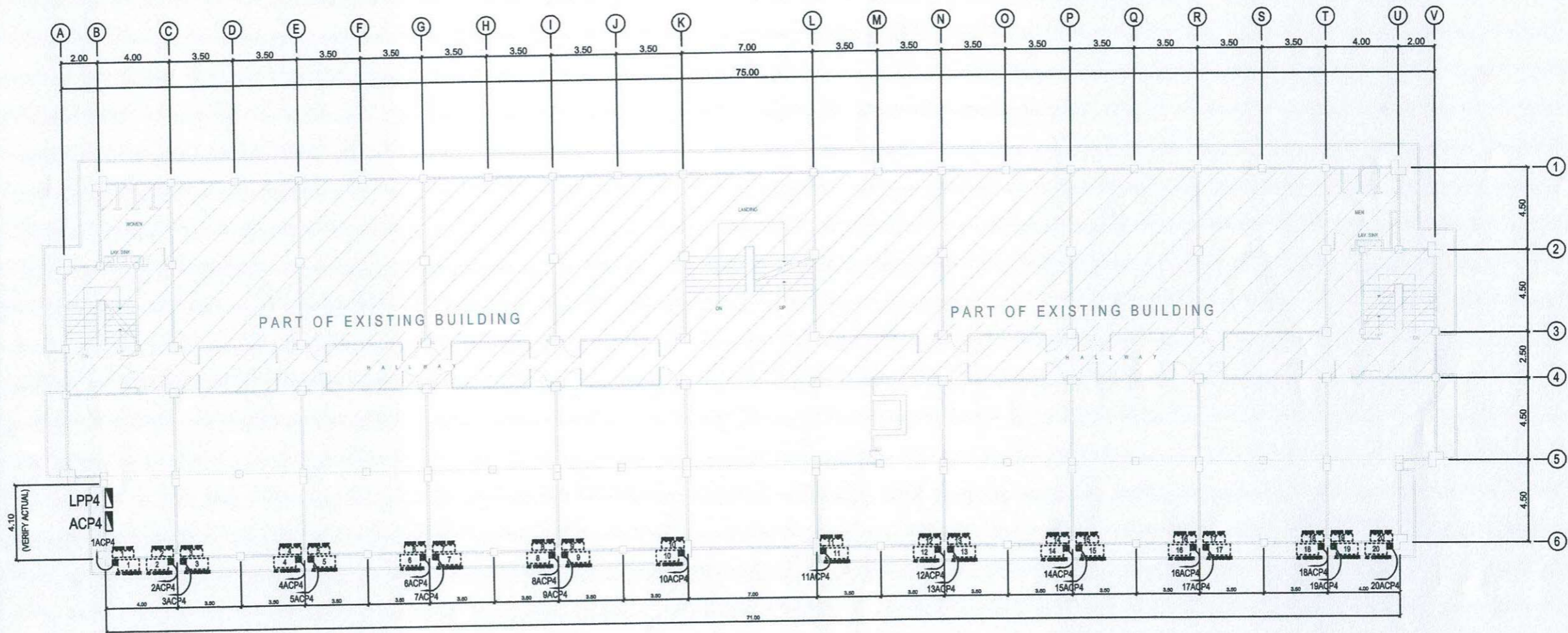
	PREPARED BY:	PROFESSIONAL ELECTRICAL ENGR.	END USER:	ENDORSED BY:	REC. APPROVAL:	APPROVED BY:	PROJECT TITLE/ LOCATION:	IMPLEMENTING AGENCY:	SHT NO:
	 R. J. R. SANCHEZ PPU OVPPD	 R. P. PEÑA PPU OVPPD	 E. DEL MUNDO DEAN CON	 O. B. DELOS REYES DIRECTOR PLANNING OFFICE	 M. J. D. TEPORA VPPD CVSU	 C. A. POLINGA VPASS CVSU	 H. D. ROBLES PRES CVSU	PROPOSED IMPROVEMENT OF COLLEGE OF NURSING TO INCREASE CARRYING CAPACITY CAVITE STATE UNIVERSITY MAIN CAMPUS	CAVITE STATE UNIVERSITY




1
 E | 13

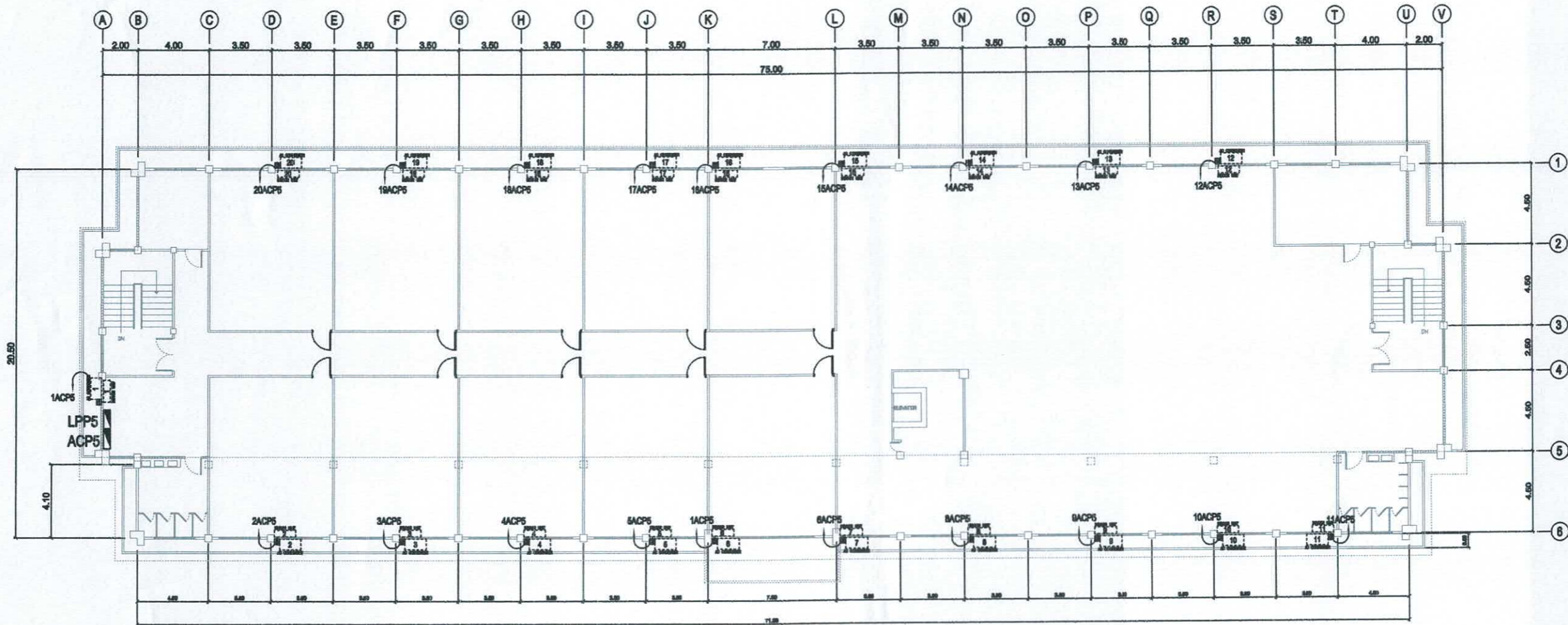
 THIRD FLOOR
 A/C UNIT POWER LAYOUT
 SCALE 1 : 150 MTS.

	PREPARED BY:	PROFESSIONAL ELECTRICAL ENGR.	END USER:	ENDORSED BY:	REC. APPROVAL:	APPROVED BY:	PROJECT TITLE/ LOCATION:	IMPLEMENTING AGENCY:	SHT NO.:
	R. J. R. SANCHEZ PPU	R. P. PEÑA OVPPD	E. DEL MUNDO DEAN	O. B. DELOS REYES DIRECTOR PLANNING OFFICE	M. J. D. TEPORA VPPD CVSU	C. A. POLINGA VPASS CVSU	H. D. ROBLES PRES CVSU	PROPOSED IMPROVEMENT OF COLLEGE OF NURSING TO INCREASE CARRYING CAPACITY CAVITE STATE UNIVERSITY MAIN CAMPUS	CAVITE STATE UNIVERSITY




1
E | 14
FOURTH FLOOR
A/C UNIT POWER LAYOUT
 SCALE 1 : 150 MTS.

	PREPARED BY:	PROFESSIONAL ELECTRICAL ENGR.	END USER:	ENDORSED BY:	REC. APPROVAL:	APPROVED BY:	PROJECT TITLE/ LOCATION:	IMPLEMENTING AGENCY:	SHT NO.:
	<i>R. J. R. Sanchez</i> R. J. R. SANCHEZ PPU	<i>R. P. Peña</i> R. P. PEÑA OVPPD	<i>E. Del Mundo</i> E. DEL MUNDO DEAN	<i>O. B. De los Reyes</i> O. B. DELOS REYES DIRECTOR PLANNING OFFICE	<i>M. D. Tepora</i> M. D. TEPORA VPPD CVSU	<i>C. A. Polinga</i> C. A. POLINGA VPASS CVSU	<i>H. D. Robles</i> H. D. ROBLES PRES CVSU	PROPOSED IMPROVEMENT OF COLLEGE OF NURSING TO INCREASE CARRYING CAPACITY CAVITE STATE UNIVERSITY MAIN CAMPUS	CAVITE STATE UNIVERSITY



1
E 15

ROOF DECK
A/C UNIT POWER LAYOUT
 SCALE 1 : 150 MTS.

	PREPARED BY: R. J. R. SANCHEZ <small>PDU</small>	END USER: E. DEL MUNDO <small>DEAN</small>	REVIEWED BY: R. P. PEÑA <small>PROF. ELEG. ENGINEER</small>	ENDORSED BY: S. B. BAYOT JR. <small>HEAD PDU</small>	ENDORSED BY: O. B. DELOS REYES <small>DIRECTOR PLANNING AND DEVT. OFFICE</small>	REC. APPROVAL: J. X. B. NEPOMUCENO <small>VPASS CVSU</small>	APPROVED BY: H. D. ROBLES <small>PRES CVSU</small>	PROJECT TITLE/ LOCATION: PROPOSED IMPROVEMENT OF COLLEGE OF NURSING TO INCREASE CARRYING CAPACITY <small>CAVITE STATE UNIVERSITY MAIN CAMPUS</small>	IMPLEMENTING AGENCY: CAVITE STATE UNIVERSITY	SHT NO: E - 15
---	---	---	--	---	---	---	---	---	--	--------------------------

SCHEDULE OF LOADS AND COMPUTATION :

PANEL : LPP1 (LIGHTING & POWER PANEL 1)		CABLE: 3 - 3.5 SQMM THHN+ 1 - 2.0 SQMM THW			MAIN: 20AT, 50AF, 3P, 230V, MCCB		
		CONDUIT: PVC, 20 MM DIA.			ENCLOSURE : NEMA 1		
					MOUNTING: SURFACE		
PHASE: 3		LOCATION: FIRST FLOOR					
VOLTS: 230							

CKT NO.	CIRCUIT DESCRIPTION	Amps	LOAD IN RATING			CIRCUIT PROTECTION	Size of Conductor		Size Of Conduit In MM Ø	Color Code	
			VOLT	AMPERES			SQ. MM THHN	SQ. MM THW(G)			
				AB	CA						BC
1	LIGHTING OUTLET	10	1000	230	4.35			15AT, 2P, 230V, MCCB	2 - 2.0	PVC, 20	1R,1B
	SPARE							15AT, 2P, 230V, MCCB	2 - 2.0	PVC, 20	1B,1Y
2	LIGHTING OUTLET	10	1000	230		4.35					
	SPARE										
TOTAL			2000	230	4	4	0	20AT, 3P, 230V, MCCB	3 - 3.5 + G 2.0	PVC, 20	1R,1B,1Y,G

MAIN FEEDER and CURRENT PROTECTION COMPUTATION:

NOTE: $I_{FL} = (4 \times 1.732) DF = 5.54$ Amperes
 $I_{CB} = (4 \times 1.732) DF = 5.54$ Amperes

G - Means Ground Wire
 1R- Color RED
 1B- Color BLACK
 1Y- Color YELLOW
 1G- Color GREEN

use: 3 - 3.5 SQMM THHN+ 1 - 2.0 SQMM THW IN 20 MM DIA. PVC
use: 20AT, 50AF, 3P, 230V, MCCB

*This Electrical Design is good only for the above connected loads.
 Any additional electrical load connection in the future is not allowed,
 Except redesign of electrical load system will be done.*

PANEL : LPP2 (LIGHTING & POWER PANEL 2)		CABLE: 3 - 14.0 SQMM THHN+ 1 - 8.0 SQMM THW			MAIN: 50AT, 50AF, 3P, 230V, MCCB		
		CONDUIT: PVC, 25 MM DIA.			ENCLOSURE : NEMA 1		
					MOUNTING: SURFACE		
PHASE: 3		LOCATION: SECOND FLOOR					
VOLTS: 230							

CKT NO.	CIRCUIT DESCRIPTION	Amps	LOAD IN RATING			CIRCUIT PROTECTION	Size of Conductor		Size Of Conduit In MM Ø	Color Code	
			VOLT	AMPERES			SQ. MM THHN	SQ. MM THW(G)			
				AB	CA						BC
1	LIGHTING OUTLET	14	1400	230	6.09			15AT, 2P, 230V, MCCB	2 - 2.0	PVC, 20	1R,1B
2	LIGHTING OUTLET	12	1200	230	5.22			15AT, 2P, 230V, MCCB	2 - 2.0	PVC, 20	1R,1B
3	LIGHTING OUTLET	14	1400	230		6.09		15AT, 2P, 230V, MCCB	2 - 2.0	PVC, 20	1B,1Y
4	CONVENIENCE OUTLET	11	2200	230		9.57		20AT, 2P, 230V, MCCB	2 - 3.5 + G 2.0	PVC, 20	1B,1Y,G
5	CONVENIENCE OUTLET	11	2200	230			9.57	20AT, 2P, 230V, MCCB	2 - 3.5 + G 2.0	PVC, 20	1Y,1R,G
6	CONVENIENCE OUTLET	9	1800	230			7.83	20AT, 2P, 230V, MCCB	2 - 3.5 + G 2.0	PVC, 20	1Y,1R,G
7	CONVENIENCE OUTLET	10	2000	230	8.70			20AT, 2P, 230V, MCCB	2 - 3.5 + G 2.0	PVC, 20	1R,1B,G
	SPARE										
TOTAL			12200	230	20	16	17	50AT, 3P, 230V, MCCB	3 - 14.0 + G 8.0	PVC, 25	1R,1B,1Y,G

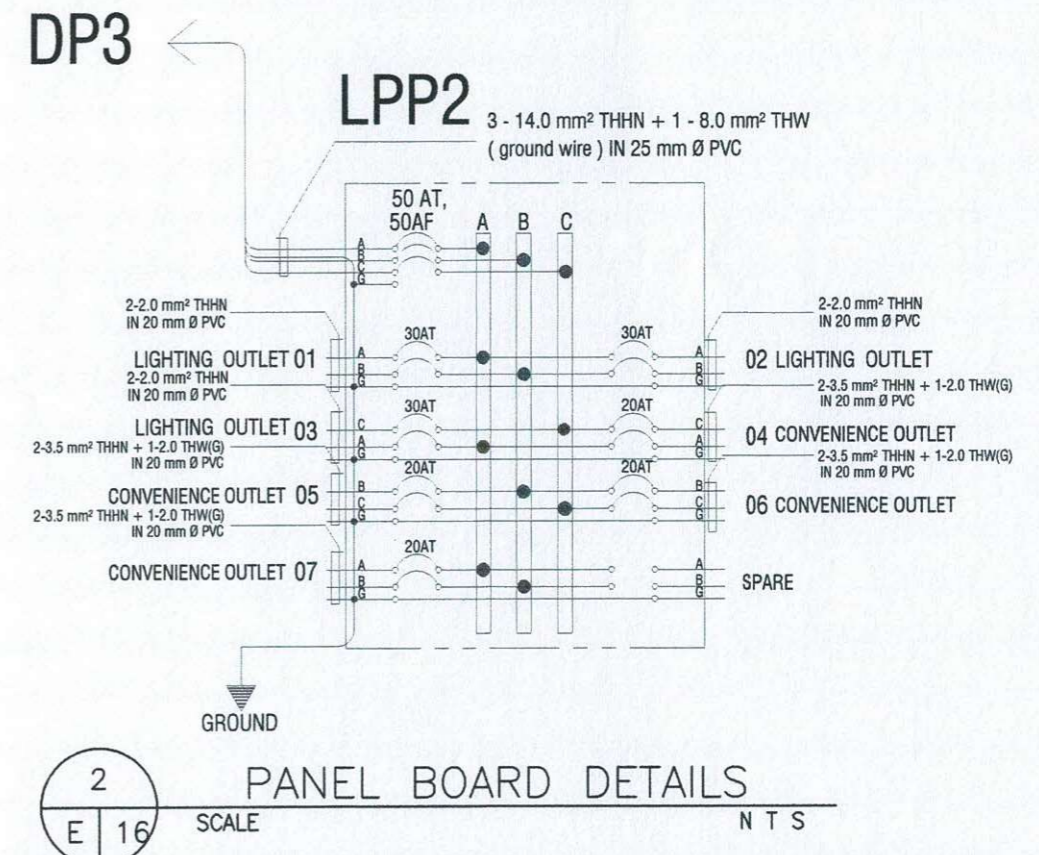
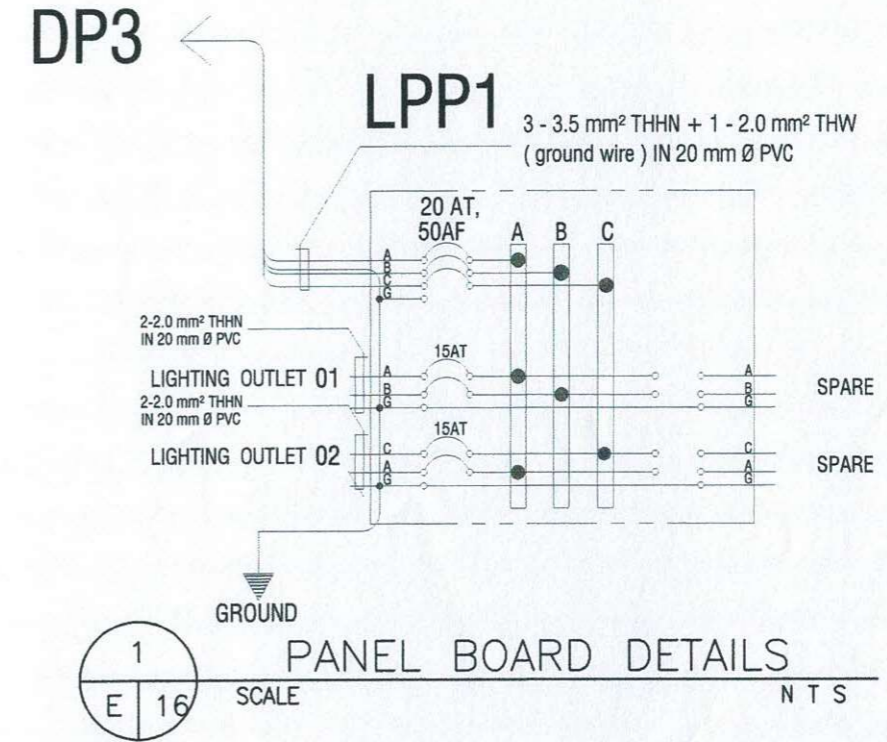
MAIN FEEDER and CURRENT PROTECTION COMPUTATION:

NOTE: $I_{FL} = (20 \times 1.732) DF = 27.71$ Amperes
 $I_{CB} = (20 \times 1.732) DF = 27.71$ Amperes

G - Means Ground Wire
 1R- Color RED
 1B- Color BLACK
 1Y- Color YELLOW
 1G- Color GREEN

use: 3 - 14.0 SQMM THHN+ 1 - 8.0 SQMM THW IN 25 MM DIA. PVC
use: 50AT, 50AF, 3P, 230V, MCCB

*This Electrical Design is good only for the above connected loads.
 Any additional electrical load connection in the future is not allowed,
 Except redesign of electrical load system will be done.*



	PREPARED BY:	PROFESSIONAL ELECTRICAL ENGR.	END USER:	ENDORSED BY:	REC. APPROVAL:	APPROVED BY:	PROJECT TITLE/ LOCATION:	IMPLEMENTING AGENCY:	SHT NO.:
	R. J. R. SANCHEZ PPU	R. P. PEÑA OVPPD	E. DEL MUNDO DEAN	O. B. DELOS REYES CON DIRECTOR PLANNING OFFICE	M. J. D. TEPORA VPPD CVSU	C. A. POLINGA VPASS CVSU	H. D. ROBLES PRES CVSU	PROPOSED IMPROVEMENT OF COLLEGE OF NURSING TO INCREASE CARRYING CAPACITY CAVITE STATE UNIVERSITY MAIN CAMPUS	CAVITE STATE UNIVERSITY

PANEL : LPP3 (LIGHTING & POWER PANEL 3)		CABLE: 3 - 14.0 SQMM THHN+ 1 - 8.0 SQMM THW				MAIN: 50AT, 50AF, 3P, 230V, MCCB					
PHASE: 3		CONDUIT: PVC, 25 MM DIA.				ENCLOSURE : NEMA 1					
VOLTS: 230		LOCATION: THIRD FLOOR				MOUNTING: SURFACE					
CKT NO.	CIRCUIT DESCRIPTION	Amps	VOLT	LOAD IN RATING			CIRCUIT PROTECTION	Size of Conductor		Size Of Conduit In MM ø	Color Code
				AB	CA	BC		SQ. MM THHN	SQ. MM THW(G)		
1	LIGHTING OUTLET	14	1400	230	6.09		15AT, 2P, 230V, MCCB	2 - 2.0		PVC, 20	1R,1B
2	LIGHTING OUTLET	12	1200	230	5.22		15AT, 2P, 230V, MCCB	2 - 2.0		PVC, 20	1R,1B
3	LIGHTING OUTLET	14	1400	230		6.09	15AT, 2P, 230V, MCCB	2 - 2.0		PVC, 20	1B,1Y
4	CONVENIENCE OUTLET	11	2200	230		9.57	20AT, 2P, 230V, MCCB	2 - 3.5 + G 2.0		PVC, 20	1B,1Y,G
5	CONVENIENCE OUTLET	11	2200	230		9.57	20AT, 2P, 230V, MCCB	2 - 3.5 + G 2.0		PVC, 20	1Y,1R,G
6	CONVENIENCE OUTLET	9	1800	230		7.83	20AT, 2P, 230V, MCCB	2 - 3.5 + G 2.0		PVC, 20	1Y,1R,G
7	CONVENIENCE OUTLET	10	2000	230		8.70	20AT, 2P, 230V, MCCB	2 - 3.5 + G 2.0		PVC, 20	1R,1B,G
	SPARE										
TOTAL			12200	230	20	16	17	50AT, 3P, 230V, MCCB	3 - 14.0 + G 8.0	PVC, 25	1R,1B,1Y,G

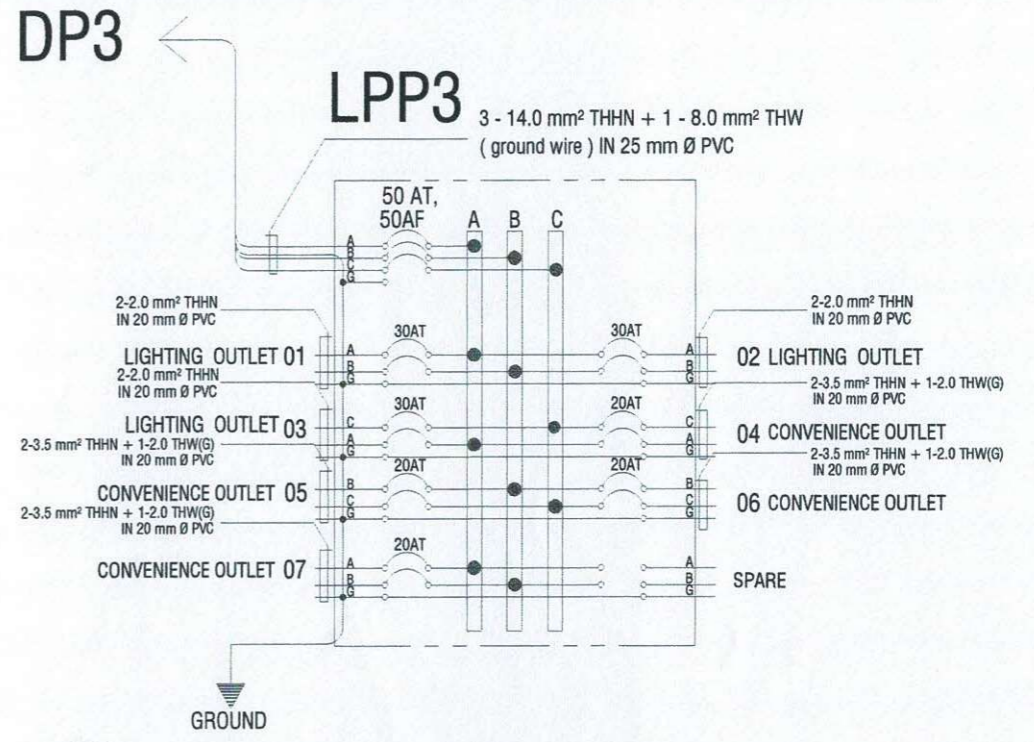
MAIN FEEDER and CURRENT PROTECTION COMPUTATION:

NOTE: $I_{FL} = (20 \times 1.732) DF = 27.71$ Amperes
 $I_{CB} = (20 \times 1.732) DF = 27.71$ Amperes

G - Means Ground Wire
1R- Color RED
1B- Color BLACK
1Y- Color YELLOW
1G- Color GREEN

use: 3 - 14.0 SQMM THHN+ 1 - 8.0 SQMM THW IN 25 MM DIA. PVC
use: 50AT, 50AF, 3P, 230V, MCCB

This Electrical Design is good only for the above connected loads.
Any additional electrical load connection in the future is not allowed,
Except redesign of electrical load system will be done.



1 PANEL BOARD DETAILS
SCALE N T S

PANEL : LPP4 (LIGHTING & POWER PANEL 4)		CABLE: 3 - 14.0 SQMM THHN+ 1 - 8.0 SQMM THW				MAIN: 50AT, 50AF, 3P, 230V, MCCB					
PHASE: 3		CONDUIT: PVC, 25 MM DIA.				ENCLOSURE : NEMA 1					
VOLTS: 230		LOCATION: FOURTH FLOOR				MOUNTING: SURFACE					
CKT NO.	CIRCUIT DESCRIPTION	Amps	VOLT	LOAD IN RATING			CIRCUIT PROTECTION	Size of Conductor		Size Of Conduit In MM ø	Color Code
				AB	CA	BC		SQ. MM THHN	SQ. MM THW(G)		
1	LIGHTING OUTLET	14	1400	230	6.09		15AT, 2P, 230V, MCCB	2 - 2.0		PVC, 20	1R,1B
2	LIGHTING OUTLET	12	1200	230	5.22		15AT, 2P, 230V, MCCB	2 - 2.0		PVC, 20	1R,1B
3	LIGHTING OUTLET	14	1400	230		6.09	15AT, 2P, 230V, MCCB	2 - 2.0		PVC, 20	1B,1Y
4	CONVENIENCE OUTLET	11	2200	230		9.57	20AT, 2P, 230V, MCCB	2 - 3.5 + G 2.0		PVC, 20	1B,1Y,G
5	CONVENIENCE OUTLET	11	2200	230		9.57	20AT, 2P, 230V, MCCB	2 - 3.5 + G 2.0		PVC, 20	1Y,1R,G
6	CONVENIENCE OUTLET	9	1800	230		7.83	20AT, 2P, 230V, MCCB	2 - 3.5 + G 2.0		PVC, 20	1Y,1R,G
7	CONVENIENCE OUTLET	10	2000	230		8.70	20AT, 2P, 230V, MCCB	2 - 3.5 + G 2.0		PVC, 20	1R,1B,G
	SPARE										
TOTAL			12200	230	20	16	17	50AT, 3P, 230V, MCCB	3 - 14.0 + G 8.0	PVC, 25	1R,1B,1Y,G

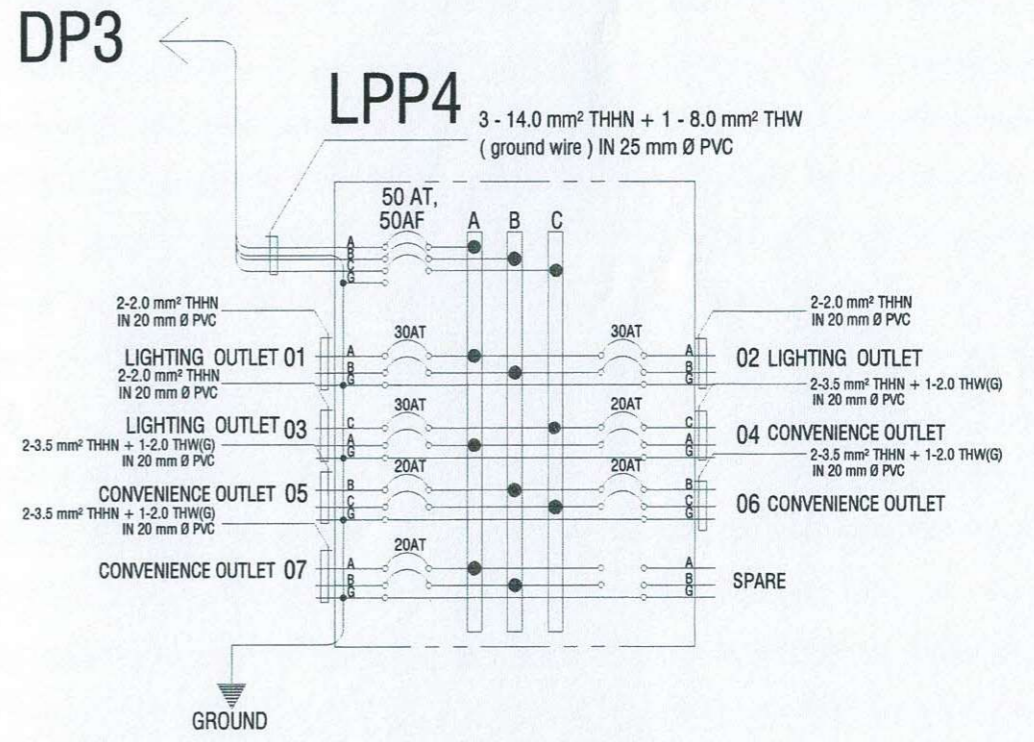
MAIN FEEDER and CURRENT PROTECTION COMPUTATION:

NOTE: $I_{FL} = (20 \times 1.732) DF = 27.71$ Amperes
 $I_{CB} = (20 \times 1.732) DF = 27.71$ Amperes

G - Means Ground Wire
1R- Color RED
1B- Color BLACK
1Y- Color YELLOW
1G- Color GREEN

use: 3 - 14.0 SQMM THHN+ 1 - 8.0 SQMM THW IN 25 MM DIA. PVC
use: 50AT, 50AF, 3P, 230V, MCCB

This Electrical Design is good only for the above connected loads.
Any additional electrical load connection in the future is not allowed,
Except redesign of electrical load system will be done.



2 PANEL BOARD DETAILS
SCALE N T S

	PREPARED BY:	PROFESSIONAL ELECTRICAL ENGR.	END USER:	ENDORSED BY:	REC. APPROVAL:	APPROVED BY:	PROJECT TITLE/ LOCATION:	IMPLEMENTING AGENCY:	SHT NO.:
	R. J. R. SANCHEZ PPU	R. P. PEÑA OVPPD	E. DEL MUNDO DEAN	O. B. DELOS REYES CON DIRECTOR PLANNING OFFICE	M. J. D. TEPORA VPPD CVSU	C. A. POLINGA VPASS CVSU	H. D. ROBLES PRES CVSU	PROPOSED IMPROVEMENT OF COLLEGE OF NURSING TO INCREASE CARRYING CAPACITY CAVITE STATE UNIVERSITY MAIN CAMPUS	CAVITE STATE UNIVERSITY

PANEL : LPP5 (LIGHTING & POWER PANEL 5)		CABLE: 3 - 14.0 SQMM THHN+ 1 - 8.0 SQMM THW CONDUIT: PVC, 25 MM DIA.			MAIN: 50AT, 50AF, 3P, 230V, MCCB ENCLOSURE : NEMA 1 MOUNTING: SURFACE						
PHASE: 3 VOLTS: 230		LOCATION: FIFTH FLOOR									
CKT NO.	CIRCUIT DESCRIPTION	LOAD IN RATING			CIRCUIT PROTECTION	Size of Conductor		Size Of Conduit In MM ø	Color Code	
			Volt- Amp	VOLT	AMPERES			SQ. MM THHN			SQ. MM THW(G)
				AB	CA	BC	CIRCUIT BREAKER RATING				
1	LIGHTING OUTLET	31	1550	230	6.74		15AT, 2P, 230V, MCCB	2 - 2.0		PVC, 20	1R,1B
2	LIGHTING OUTLET	19	950	230	4.13		15AT, 2P, 230V, MCCB	2 - 2.0		PVC, 20	1R,1B
3	LIGHTING OUTLET	31	1550	230	6.74		15AT, 2P, 230V, MCCB	2 - 2.0		PVC, 20	1B,1Y
4	LIGHTING OUTLET	17	850	230	3.70		15AT, 2P, 230V, MCCB	2 - 2.0		PVC, 20	1B,1Y
5	LIGHTING OUTLET	17	850	230		3.70	15AT, 2P, 230V, MCCB	2 - 2.0		PVC, 20	1Y,1R
6	CONVENIENCE OUTLET	10	2000	230		8.70	20AT, 2P, 230V, MCCB	2 - 3.5 + G 2.0		PVC, 20	1Y,1R,G
7	CONVENIENCE OUTLET	10	2000	230	8.70		20AT, 2P, 230V, MCCB	2 - 3.5 + G 2.0		PVC, 20	1R,1B,G
	SPARE										
TOTAL			9750	230	20	10	12	50AT, 3P, 230V, MCCB	3 - 14.0 + G 8.0	PVC, 25	1R,1B,1Y,G

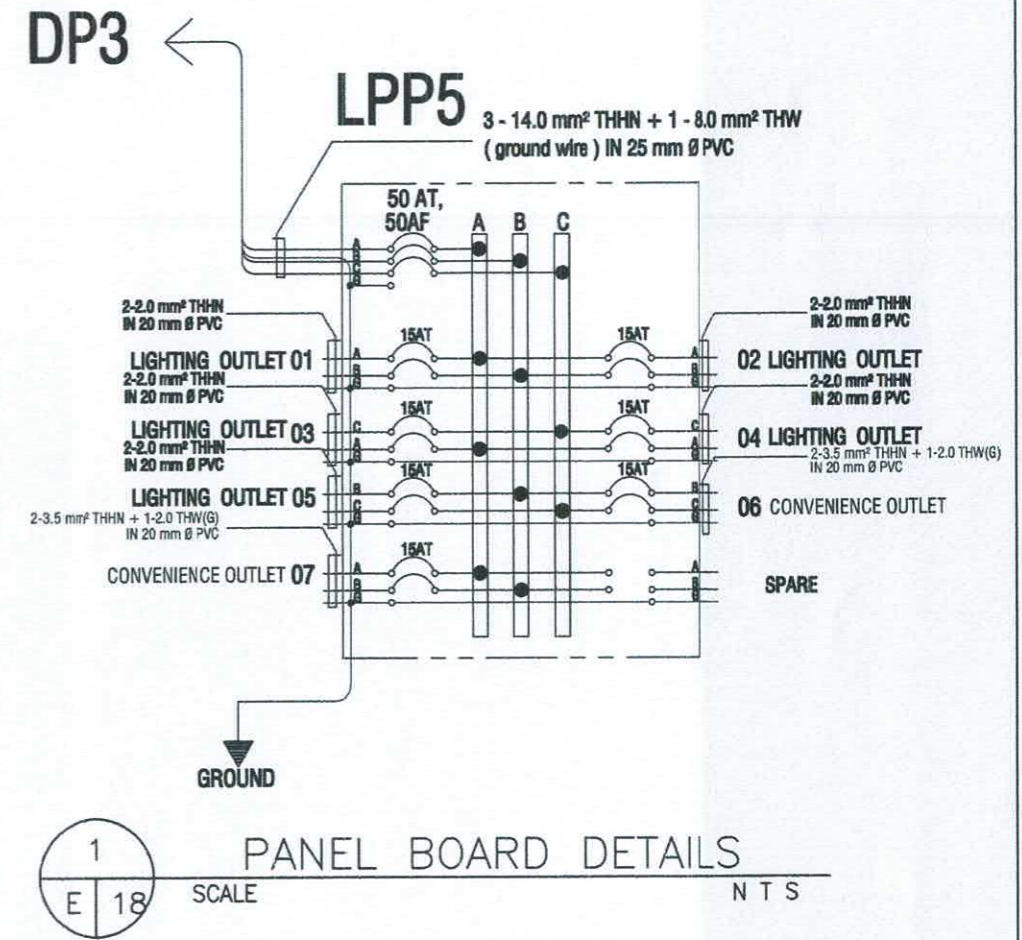
MAIN FEEDER and CURRENT PROTECTION COMPUTATION:

NOTE: $I_{FL} = (20 \times 1.732) \text{ DF} = 27.71 \text{ Amperes}$
 $I_{CB} = (20 \times 1.732) \text{ DF} = 27.71 \text{ Amperes}$

G - Means Ground Wire
 1R- Color RED
 1B- Color BLACK
 1Y- Color YELLOW
 1G- Color GREEN

use: 3 - 14.0 SQMM THHN+ 1 - 8.0 SQMM THW IN 25 MM DIA. PVC
 use: 50AT, 50AF, 3P, 230V, MCCB

**This Electrical Design is good only for the above connected loads.
 Any additional electrical load connection in the future is not allowed,
 Except redesign of electrical load system will be done.**

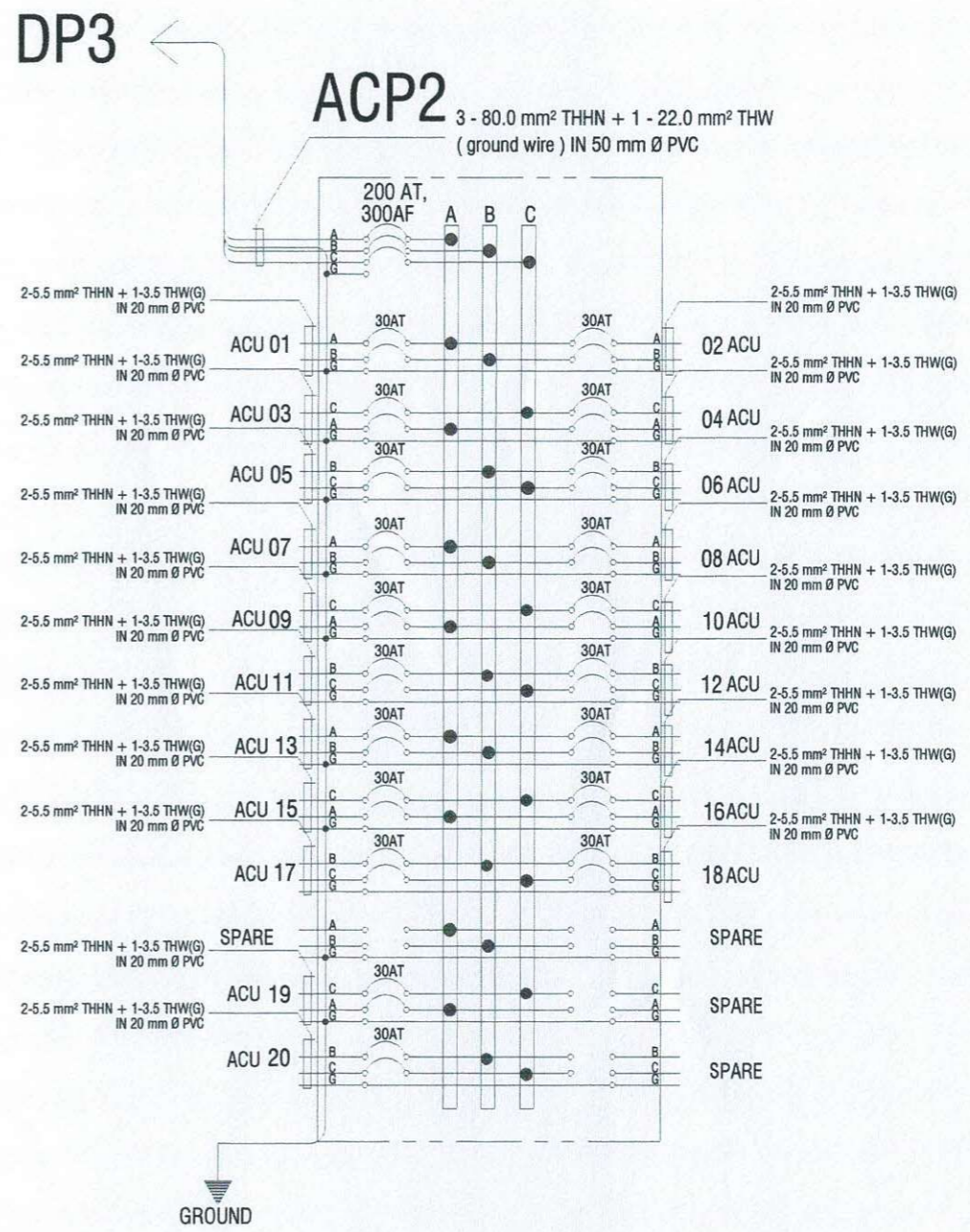


	PREPARED BY:	END USER:	REVIEWED BY:	ENDORSED BY:	REC. APPROVAL:	APPROVED BY:	PROJECT TITLE/ LOCATION:	IMPLEMENTING AGENCY:	SHT NO:
	R. J. R. SANCHEZ DOU NOVPPD	E. DEL MUNDO DEAN CON	R. P. PENA PROF. ELEC. ENGINEER	S. B. BAYOT JR. HEAD DOU	O. B. DELOS REYES DIRECTOR PLANNING AND DEVT. OFFICE	J. X. B. NEPOMUCENO VPASS CVSU	H. D. ROBLES RES CVSU	PROPOSED IMPROVEMENT OF COLLEGE OF NURSING TO INCREASE CARRYING CAPACITY CAVITE STATE UNIVERSITY MAIN CAMPUS	CAVITE STATE UNIVERSITY

PANEL : ACP2 (AIRCONDITION UNIT PANEL 2) CABLE: 3 - 80.0 SQMM THHN+ 1 - 22.0 SQMM THW MAIN: 200AT, 300AF, 3P, 230V, MCCB
 PHASE: 3 ENCLOSURE : NEMA 1
 VOLTS: 230 LOCATION: SECOND FLOOR MOUNTING: SURFACE

CKT NO.	CIRCUIT DESCRIPTION	CIRCUIT BREAKER RATING	LOAD IN RATING			CIRCUIT PROTECTION	Size of Conductor		Size Of Conduit In MM ø	Color Code	
			Volt- Amp	VOLT	AMPERES		SQ. MM THHN	SQ. MM THW(G)			
1	ACU (2.0 HP)	30AT, 2P, 230V, MCCB	1492	230	12.00		2 - 5.5	+ G 3.5	PVC, 20	1R,1B,G	
2	ACU (2.0 HP)	30AT, 2P, 230V, MCCB	1492	230	12.00		2 - 5.5	+ G 3.5	PVC, 20	1R,1B,G	
3	ACU (2.0 HP)	30AT, 2P, 230V, MCCB	1492	230		12.00	2 - 5.5	+ G 3.5	PVC, 20	1B,1Y,G	
4	ACU (2.0 HP)	30AT, 2P, 230V, MCCB	1492	230		12.00	2 - 5.5	+ G 3.5	PVC, 20	1B,1Y,G	
5	ACU (2.0 HP)	30AT, 2P, 230V, MCCB	1492	230		12.00	2 - 5.5	+ G 3.5	PVC, 20	1Y,1R,G	
6	ACU (2.0 HP)	30AT, 2P, 230V, MCCB	1492	230		12.00	2 - 5.5	+ G 3.5	PVC, 20	1Y,1R,G	
7	ACU (2.0 HP)	30AT, 2P, 230V, MCCB	1492	230	12.00		2 - 5.5	+ G 3.5	PVC, 20	1R,1B,G	
8	ACU (2.0 HP)	30AT, 2P, 230V, MCCB	1492	230	12.00		2 - 5.5	+ G 3.5	PVC, 20	1R,1B,G	
9	ACU (2.0 HP)	30AT, 2P, 230V, MCCB	1492	230		12.00	2 - 5.5	+ G 3.5	PVC, 20	1B,1Y,G	
10	ACU (2.0 HP)	30AT, 2P, 230V, MCCB	1492	230		12.00	2 - 5.5	+ G 3.5	PVC, 20	1B,1Y,G	
11	ACU (2.0 HP)	30AT, 2P, 230V, MCCB	1492	230		12.00	2 - 5.5	+ G 3.5	PVC, 20	1Y,1R,G	
12	ACU (2.0 HP)	30AT, 2P, 230V, MCCB	1492	230		12.00	2 - 5.5	+ G 3.5	PVC, 20	1Y,1R,G	
13	ACU (2.0 HP)	30AT, 2P, 230V, MCCB	1492	230	12.00		2 - 5.5	+ G 3.5	PVC, 20	1R,1B,G	
14	ACU (2.0 HP)	30AT, 2P, 230V, MCCB	1492	230	12.00		2 - 5.5	+ G 3.5	PVC, 20	1R,1B,G	
15	ACU (2.0 HP)	30AT, 2P, 230V, MCCB	1492	230		12.00	2 - 5.5	+ G 3.5	PVC, 20	1B,1Y,G	
16	ACU (2.0 HP)	30AT, 2P, 230V, MCCB	1492	230		12.00	2 - 5.5	+ G 3.5	PVC, 20	1B,1Y,G	
17	ACU (2.0 HP)	30AT, 2P, 230V, MCCB	1492	230		12.00	2 - 5.5	+ G 3.5	PVC, 20	1Y,1R,G	
18	ACU (2.0 HP)	30AT, 2P, 230V, MCCB	1492	230		12.00	2 - 5.5	+ G 3.5	PVC, 20	1Y,1R,G	
	SPARE										
	SPARE										
19	ACU (2.0 HP)	30AT, 2P, 230V, MCCB	1492	230		12.00	2 - 5.5	+ G 3.5	PVC, 20	1B,1Y,G	
	SPARE										
20	ACU (2.0 HP)	30AT, 2P, 230V, MCCB	1492	230		12.00	2 - 5.5	+ G 3.5	PVC, 20	1Y,1R,G	
	SPARE										
TOTAL			29840	230	72	84	84	200 AT, 3P, 230V, MCCB	3 - 80.0 + G 22.0	PVC, 50	1R,1B,1Y,G

MAIN FEEDER and CURRENT PROTECTION COMPUTATION:
 NOTE: $I_{FL} = \frac{[(84 \times 1.732) + (25\% \times 1m)]}{DF} = 148.49 \text{ Amperes}$
 $I_{CB} = \frac{[(84 \times 1.732) + (250\% \times 1m)]}{DF} = 175.49 \text{ Amperes}$
 G - Means Ground Wire
 1R- Color RED
 1B- Color BLACK
 1Y- Color YELLOW
 1G- Color GREEN
 use: 3 - 80.0 SQMM THHN+ 1 - 22.0 SQMM THW IN 50 MM DIA. PVC
 use: 200AT, 300AF, 3P, 230V, MCCB
 This Electrical Design is good only for the above connected loads.
 Any additional electrical load connection in the future is not allowed,
 Except redesign of electrical load system will be done.



1 PANEL BOARD DETAILS
 E 19 SCALE N T S

	PREPARED BY:	PROFESSIONAL ELECTRICAL ENGR.	END USER:	ENDORSED BY:	REC. APPROVAL:	APPROVED BY:	PROJECT TITLE/ LOCATION:	IMPLEMENTING AGENCY:	SHT NO.:
	R. J. R. SANCHEZ PPU	R. P. PENA OVPPD	E. DEL MUNDO DEAN	O. B. DELOS REYES DIRECTOR	M. J. D. TEPORA VPPD	C. A. POLINGA VPASS	H. D. ROBLES PRES	PROPOSED IMPROVEMENT OF COLLEGE OF NURSING TO INCREASE CARRYING CAPACITY CAVITE STATE UNIVERSITY MAIN CAMPUS	CAVITE STATE UNIVERSITY

PANEL : ACP3 (AIRCONDITION UNIT PANEL 3) CABLE: 3 - 80.0 SQMM THHN+ 1 - 22.0 SQMM THW
 CONDUIT: PVC, 50 MM DIA. MAIN: 200AT, 300AF, 3P, 230V, MCCB
 ENCLOSURE : NEMA 1 MOUNTING: SURFACE
 PHASE: 3 VOLTS: 230 LOCATION: THIRD FLOOR

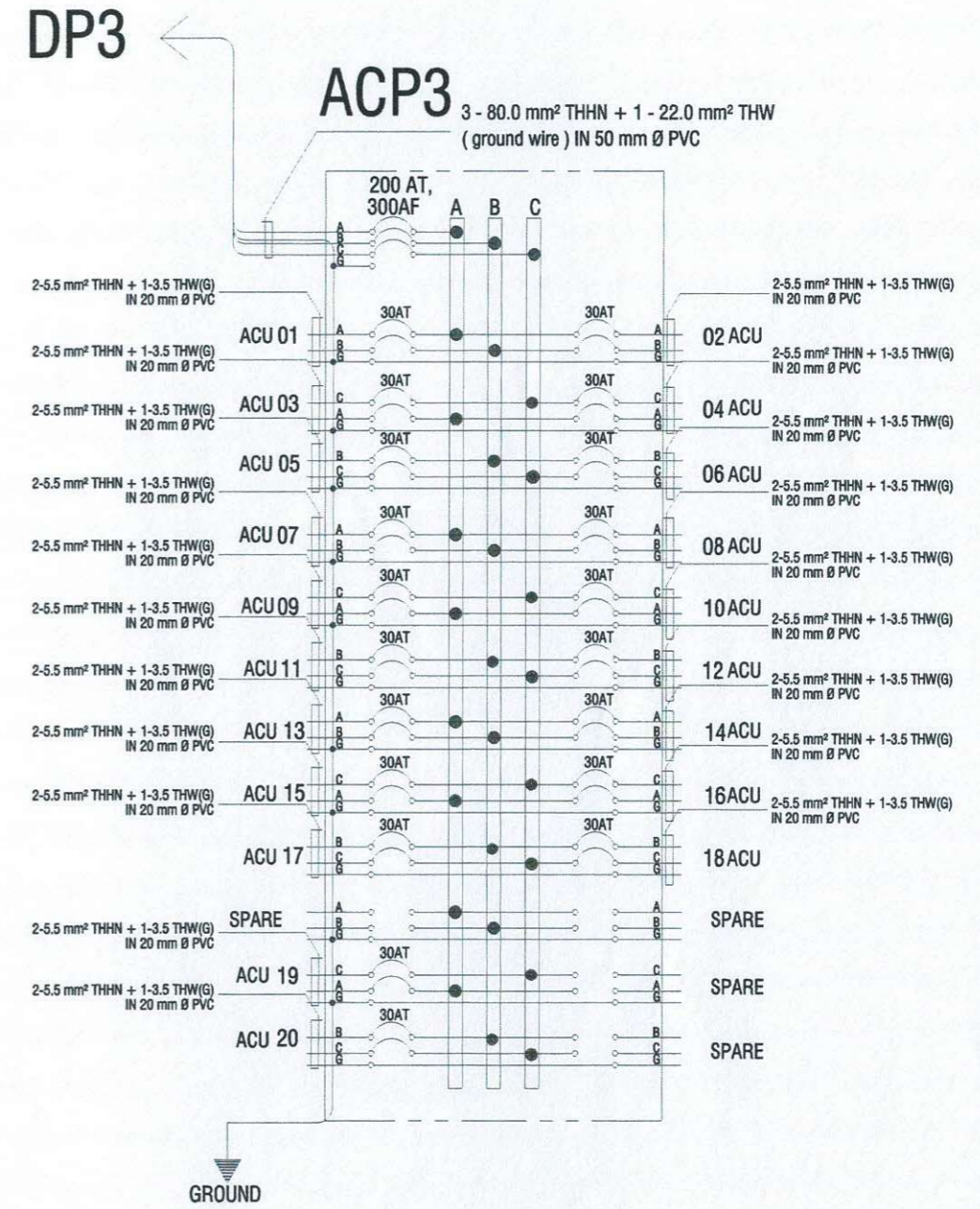
CKT NO.	CIRCUIT DESCRIPTION	LOAD IN RATING			CIRCUIT PROTECTION	Size of Conductor		Size Of Conduit In MM ø	Color Code	
			Volt- Amp	VOLT	AMPERES		CIRCUIT BREAKER RATING	SQ. MM THHN			SQ. MM THW(G)
					AB	CA	BC				
1	ACU (2.0 HP)	1	1492	230	12.00			30AT, 2P, 230V, MCCB	2 - 5.5 + G 3.5	PVC, 20	1R,1B,G
2	ACU (2.0 HP)	1	1492	230	12.00			30AT, 2P, 230V, MCCB	2 - 5.5 + G 3.5	PVC, 20	1R,1B,G
3	ACU (2.0 HP)	1	1492	230		12.00		30AT, 2P, 230V, MCCB	2 - 5.5 + G 3.5	PVC, 20	1B,1Y,G
4	ACU (2.0 HP)	1	1492	230		12.00		30AT, 2P, 230V, MCCB	2 - 5.5 + G 3.5	PVC, 20	1B,1Y,G
5	ACU (2.0 HP)	1	1492	230			12.00	30AT, 2P, 230V, MCCB	2 - 5.5 + G 3.5	PVC, 20	1Y,1R,G
6	ACU (2.0 HP)	1	1492	230			12.00	30AT, 2P, 230V, MCCB	2 - 5.5 + G 3.5	PVC, 20	1Y,1R,G
7	ACU (2.0 HP)	1	1492	230	12.00			30AT, 2P, 230V, MCCB	2 - 5.5 + G 3.5	PVC, 20	1R,1B,G
8	ACU (2.0 HP)	1	1492	230	12.00			30AT, 2P, 230V, MCCB	2 - 5.5 + G 3.5	PVC, 20	1R,1B,G
9	ACU (2.0 HP)	1	1492	230		12.00		30AT, 2P, 230V, MCCB	2 - 5.5 + G 3.5	PVC, 20	1B,1Y,G
10	ACU (2.0 HP)	1	1492	230		12.00		30AT, 2P, 230V, MCCB	2 - 5.5 + G 3.5	PVC, 20	1B,1Y,G
11	ACU (2.0 HP)	1	1492	230			12.00	30AT, 2P, 230V, MCCB	2 - 5.5 + G 3.5	PVC, 20	1Y,1R,G
12	ACU (2.0 HP)	1	1492	230			12.00	30AT, 2P, 230V, MCCB	2 - 5.5 + G 3.5	PVC, 20	1Y,1R,G
13	ACU (2.0 HP)	1	1492	230	12.00			30AT, 2P, 230V, MCCB	2 - 5.5 + G 3.5	PVC, 20	1R,1B,G
14	ACU (2.0 HP)	1	1492	230	12.00			30AT, 2P, 230V, MCCB	2 - 5.5 + G 3.5	PVC, 20	1R,1B,G
15	ACU (2.0 HP)	1	1492	230		12.00		30AT, 2P, 230V, MCCB	2 - 5.5 + G 3.5	PVC, 20	1B,1Y,G
16	ACU (2.0 HP)	1	1492	230		12.00		30AT, 2P, 230V, MCCB	2 - 5.5 + G 3.5	PVC, 20	1B,1Y,G
17	ACU (2.0 HP)	1	1492	230			12.00	30AT, 2P, 230V, MCCB	2 - 5.5 + G 3.5	PVC, 20	1Y,1R,G
18	ACU (2.0 HP)	1	1492	230			12.00	30AT, 2P, 230V, MCCB	2 - 5.5 + G 3.5	PVC, 20	1Y,1R,G
	SPARE										
	SPARE										
19	ACU (2.0 HP)	1	1492	230		12.00		30AT, 2P, 230V, MCCB	2 - 5.5 + G 3.5	PVC, 20	1B,1Y,G
	SPARE										
20	ACU (2.0 HP)	1	1492	230			12.00	30AT, 2P, 230V, MCCB	2 - 5.5 + G 3.5	PVC, 20	1Y,1R,G
	SPARE										
	TOTAL		29840	230	72	84	84	200 AT, 3P, 230V, MCCB	3 - 80.0 + G 22.0	PVC, 50	1R,1B,1Y,G

MAIN FEEDER and CURRENT PROTECTION COMPUTATION:

NOTE: $I_{FL} = [(84 \times 1.732) + (25\% \times 1m)] DF = 148.49 \text{ Amperes}$
 $I_{CB} = [(84 \times 1.732) + (250\% \times 1m)] DF = 175.49 \text{ Amperes}$

G - Means Ground Wire
 1R- Color RED
 1B- Color BLACK
 1Y- Color YELLOW
 1G- Color GREEN
 use: 3 - 80.0 SQMM THHN+ 1 - 22.0 SQMM THW IN 50 MM DIA. PVC
 use: 200AT, 300AF, 3P, 230V, MCCB

This Electrical Design is good only for the above connected loads.
 Any additional electrical load connection in the future is not allowed,
 Except redesign of electrical load system will be done.



1 PANEL BOARD DETAILS
 E 20 SCALE N T S

	PREPARED BY:	PROFESSIONAL ELECTRICAL ENGR.	END USER:	ENDORSED BY:	REC. APPROVAL:	APPROVED BY:	PROJECT TITLE/ LOCATION:	IMPLEMENTING AGENCY:	SHT NO.:
	R. J. R. SANCHEZ PPU	R. P. PENA OVPPD	E. DEL MUNDO DEAN	O. B. DELOS REYES CON DIRECTOR PLANNING OFFICE	M. J. D. TEPORA VPPD CVSU	C. A. POLINGA VPASS CVSU	H. D. ROBLES PRES CVSU	PROPOSED IMPROVEMENT OF COLLEGE OF NURSING TO INCREASE CARRYING CAPACITY CAVITE STATE UNIVERSITY MAIN CAMPUS	CAVITE STATE UNIVERSITY

PANEL : ACP4 (AIRCONDITION UNIT PANEL 4) CABLE: 3 - 80.0 SQMM THHN+ 1 - 22.0 SQMM THW CONDUIT: PVC, 50 MM DIA. MAIN: 200AT, 300AF, 3P, 230V, MCCB ENCLOSURE : NEMA 1 MOUNTING: SURFACE

PHASE: 3 LOCATION: FOURTH FLOOR

CKT NO.	CIRCUIT DESCRIPTION	LOAD IN RATING			CIRCUIT PROTECTION			Size of Conductor		Size Of Conduit in MM ø	Color Code
			Volt- Amp	VOLT	AMPERES	CIRCUIT BREAKER RATING	SQ. MM THHN	SQ. MM THW(G)				
1	ACU (2.0 HP)	1	1492	230	12.00			30AT, 2P, 230V, MCCB	2 - 5.5	+ G 3.5	PVC, 20	1R,1B,G
2	ACU (2.0 HP)	1	1492	230	12.00			30AT, 2P, 230V, MCCB	2 - 5.5	+ G 3.5	PVC, 20	1R,1B,G
3	ACU (2.0 HP)	1	1492	230		12.00		30AT, 2P, 230V, MCCB	2 - 5.5	+ G 3.5	PVC, 20	1B,1Y,G
4	ACU (2.0 HP)	1	1492	230		12.00		30AT, 2P, 230V, MCCB	2 - 5.5	+ G 3.5	PVC, 20	1B,1Y,G
5	ACU (2.0 HP)	1	1492	230			12.00	30AT, 2P, 230V, MCCB	2 - 5.5	+ G 3.5	PVC, 20	1Y,1R,G
6	ACU (2.0 HP)	1	1492	230			12.00	30AT, 2P, 230V, MCCB	2 - 5.5	+ G 3.5	PVC, 20	1Y,1R,G
7	ACU (2.0 HP)	1	1492	230	12.00			30AT, 2P, 230V, MCCB	2 - 5.5	+ G 3.5	PVC, 20	1R,1B,G
8	ACU (2.0 HP)	1	1492	230	12.00			30AT, 2P, 230V, MCCB	2 - 5.5	+ G 3.5	PVC, 20	1R,1B,G
9	ACU (2.0 HP)	1	1492	230		12.00		30AT, 2P, 230V, MCCB	2 - 5.5	+ G 3.5	PVC, 20	1B,1Y,G
10	ACU (2.0 HP)	1	1492	230		12.00		30AT, 2P, 230V, MCCB	2 - 5.5	+ G 3.5	PVC, 20	1B,1Y,G
11	ACU (2.0 HP)	1	1492	230			12.00	30AT, 2P, 230V, MCCB	2 - 5.5	+ G 3.5	PVC, 20	1Y,1R,G
12	ACU (2.0 HP)	1	1492	230			12.00	30AT, 2P, 230V, MCCB	2 - 5.5	+ G 3.5	PVC, 20	1Y,1R,G
13	ACU (2.0 HP)	1	1492	230	12.00			30AT, 2P, 230V, MCCB	2 - 5.5	+ G 3.5	PVC, 20	1R,1B,G
14	ACU (2.0 HP)	1	1492	230	12.00			30AT, 2P, 230V, MCCB	2 - 5.5	+ G 3.5	PVC, 20	1R,1B,G
15	ACU (2.0 HP)	1	1492	230		12.00		30AT, 2P, 230V, MCCB	2 - 5.5	+ G 3.5	PVC, 20	1B,1Y,G
16	ACU (2.0 HP)	1	1492	230		12.00		30AT, 2P, 230V, MCCB	2 - 5.5	+ G 3.5	PVC, 20	1B,1Y,G
17	ACU (2.0 HP)	1	1492	230			12.00	30AT, 2P, 230V, MCCB	2 - 5.5	+ G 3.5	PVC, 20	1Y,1R,G
18	ACU (2.0 HP)	1	1492	230			12.00	30AT, 2P, 230V, MCCB	2 - 5.5	+ G 3.5	PVC, 20	1Y,1R,G
19	ACU (2.0 HP)	1	1492	230	12.00			30AT, 2P, 230V, MCCB	2 - 5.5	+ G 3.5	PVC, 20	1R,1B,G
	SPARE											
	SPARE											
	SPARE											
20	ACU (2.0 HP)	1	1492	230			12.00	30AT, 2P, 230V, MCCB	2 - 5.5	+ G 3.5	PVC, 20	1Y,1R,G
	SPARE											
	TOTAL		29840	230	84	72	84	200 AT, 3P, 230V, MCCB	3 - 80.0	+ G 22.0	PVC, 50	1R,1B,1Y,G

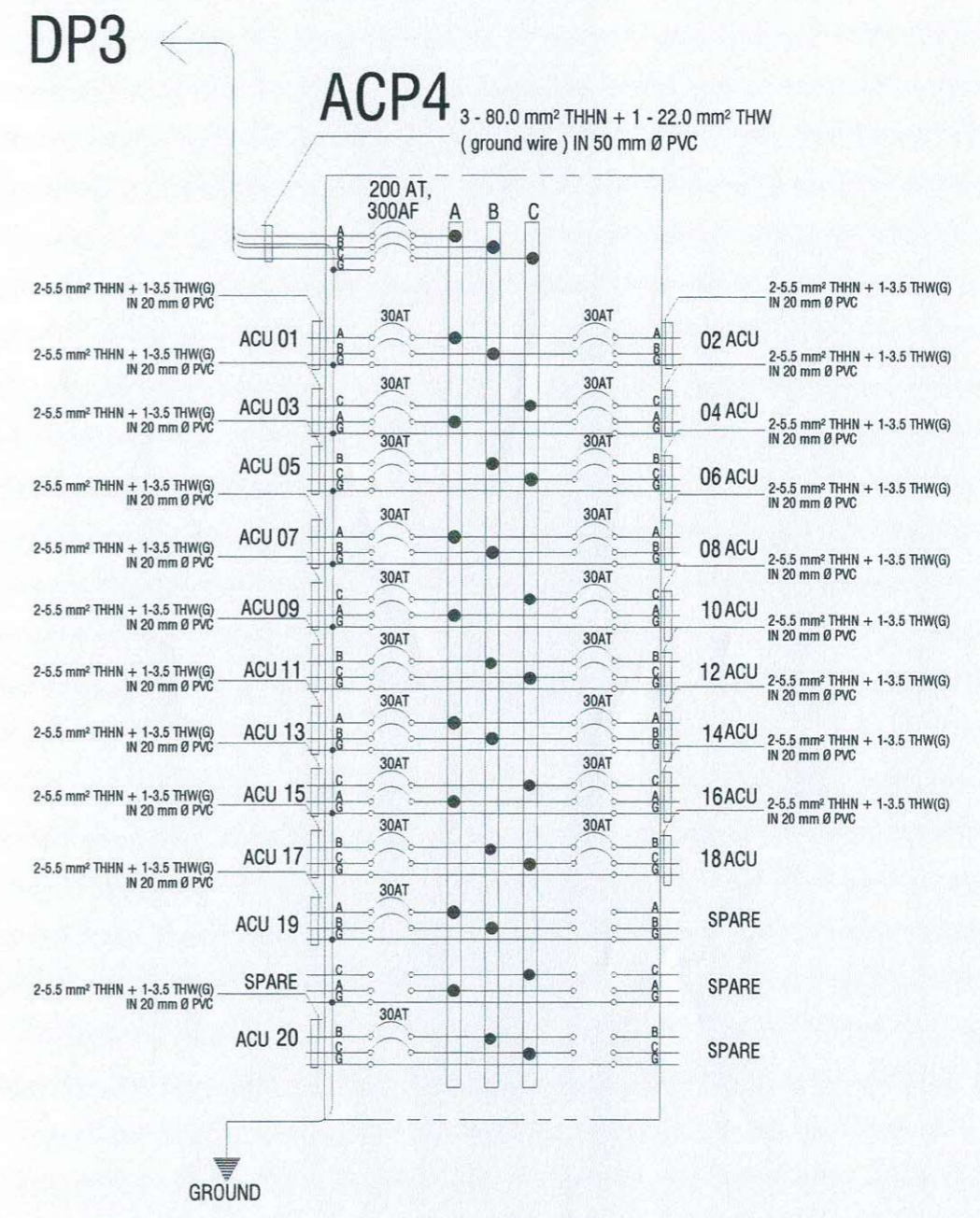
MAIN FEEDER and CURRENT PROTECTION COMPUTATION:

NOTE: $I_{FL} = [(84 \times 1.732) + (25\% \times 1m)] DF = 148.49$ Amperes
 $I_{CB} = [(84 \times 1.732) + (250\% \times 1m)] DF = 175.49$ Amperes

G - Means Ground Wire
 1R- Color RED
 1B- Color BLACK
 1Y- Color YELLOW
 1G- Color GREEN

use: 3 - 80.0 SQMM THHN+ 1 - 22.0 SQMM THW IN 50 MM DIA. PVC
 use: 200AT, 300AF, 3P, 230V, MCCB

This Electrical Design is good only for the above connected loads.
 Any additional electrical load connection in the future is not allowed,
 Except redesign of electrical load system will be done.



1 PANEL BOARD DETAILS
 E 21 SCALE N T S

	PREPARED BY:	PROFESSIONAL ELECTRICAL ENGR.	END USER:	ENDORSED BY:	REC. APPROVAL:	APPROVED BY:	PROJECT TITLE/ LOCATION:	IMPLEMENTING AGENCY:	SHT NO.:
	R. J. R. SANCHEZ PPU OVPPD	R. P. PEÑA PPU OVPPD	E. DEL MUNDO DEAN CON	O. B. DELOS REYES DIRECTOR PLANNING OFFICE	M.J. B. TEJERA VPPD CVSU	C. A. POLINGA VPASS CVSU	H. D. ROBLES PRES CVSU	PROPOSED IMPROVEMENT OF COLLEGE OF NURSING TO INCREASE CARRYING CAPACITY CAVITE STATE UNIVERSITY MAIN CAMPUS	CAVITE STATE UNIVERSITY

PANEL : ACP5 (AIRCONDITION UNIT PANEL 5) CABLE: 3 - 2 - 175.0 SQMM THHN+ 3 - 30.0 SQMM THW MAIN: 600AT, 700AF, 3P, 230V,MCCB
 PHASE: 3 CONDUIT: PVC, 3 - 75 MM DIA. ENCLOSURE : NEMA 1
 VOLTS: 230 LOCATION: FOURTH FLOOR MOUNTING: SURFACE

CKT NO.	CIRCUIT DESCRIPTION	CIRCUIT BREAKER RATING	LOAD IN RATING			CIRCUIT BREAKER RATING	Size of Conductor		Size Of Conduit In MM ø	Color Code	
			Volt- Amp	VOLT	AB		CA	BC			SQ. MM THHN
1	ACU (6 HP)	70AT, 2P, 230V, MCCB	4476	230	35.00	70AT, 2P, 230V, MCCB	2 - 14.0	+ G 8.0	PVC, 25	1R,1B,G	
2	ACU (6 HP)	70AT, 2P, 230V, MCCB	4476	230	35.00	70AT, 2P, 230V, MCCB	2 - 14.0	+ G 8.0	PVC, 25	1R,1B,G	
3	ACU (6 HP)	70AT, 2P, 230V, MCCB	4476	230	35.00	70AT, 2P, 230V, MCCB	2 - 14.0	+ G 8.0	PVC, 25	1B,1Y,G	
4	ACU (6 HP)	70AT, 2P, 230V, MCCB	4476	230	35.00	70AT, 2P, 230V, MCCB	2 - 14.0	+ G 8.0	PVC, 25	1B,1Y,G	
5	ACU (6 HP)	70AT, 2P, 230V, MCCB	4476	230	35.00	70AT, 2P, 230V, MCCB	2 - 14.0	+ G 8.0	PVC, 25	1Y,1R,G	
6	ACU (6 HP)	70AT, 2P, 230V, MCCB	4476	230	35.00	70AT, 2P, 230V, MCCB	2 - 14.0	+ G 8.0	PVC, 25	1Y,1R,G	
7	ACU (6 HP)	70AT, 2P, 230V, MCCB	4476	230	35.00	70AT, 2P, 230V, MCCB	2 - 14.0	+ G 8.0	PVC, 25	1R,1B,G	
8	ACU (6 HP)	70AT, 2P, 230V, MCCB	4476	230	35.00	70AT, 2P, 230V, MCCB	2 - 14.0	+ G 8.0	PVC, 25	1R,1B,G	
9	ACU (6 HP)	70AT, 2P, 230V, MCCB	4476	230	35.00	70AT, 2P, 230V, MCCB	2 - 14.0	+ G 8.0	PVC, 25	1B,1Y,G	
10	ACU (6 HP)	70AT, 2P, 230V, MCCB	4476	230	35.00	70AT, 2P, 230V, MCCB	2 - 14.0	+ G 8.0	PVC, 25	1B,1Y,G	
11	ACU (6 HP)	70AT, 2P, 230V, MCCB	4476	230	35.00	70AT, 2P, 230V, MCCB	2 - 14.0	+ G 8.0	PVC, 25	1Y,1R,G	
12	ACU (6 HP)	70AT, 2P, 230V, MCCB	4476	230	35.00	70AT, 2P, 230V, MCCB	2 - 14.0	+ G 8.0	PVC, 25	1Y,1R,G	
13	ACU (6 HP)	70AT, 2P, 230V, MCCB	4476	230	35.00	70AT, 2P, 230V, MCCB	2 - 14.0	+ G 8.0	PVC, 25	1R,1B,G	
14	ACU (6 HP)	70AT, 2P, 230V, MCCB	4476	230	35.00	70AT, 2P, 230V, MCCB	2 - 14.0	+ G 8.0	PVC, 25	1R,1B,G	
15	ACU (6 HP)	70AT, 2P, 230V, MCCB	4476	230	35.00	70AT, 2P, 230V, MCCB	2 - 14.0	+ G 8.0	PVC, 25	1B,1Y,G	
16	ACU (6 HP)	70AT, 2P, 230V, MCCB	4476	230	35.00	70AT, 2P, 230V, MCCB	2 - 14.0	+ G 8.0	PVC, 25	1B,1Y,G	
17	ACU (6 HP)	70AT, 2P, 230V, MCCB	4476	230	35.00	70AT, 2P, 230V, MCCB	2 - 14.0	+ G 8.0	PVC, 25	1Y,1R,G	
18	ACU (6 HP)	70AT, 2P, 230V, MCCB	4476	230	35.00	70AT, 2P, 230V, MCCB	2 - 14.0	+ G 8.0	PVC, 25	1Y,1R,G	
19	ACU (6 HP)	70AT, 2P, 230V, MCCB	4476	230	35.00	70AT, 2P, 230V, MCCB	2 - 14.0	+ G 8.0	PVC, 25	1R,1B,G	
20	SPARE										
20	ACU (6 HP)	70AT, 2P, 230V, MCCB	4476	230	35.00	70AT, 2P, 230V, MCCB	2 - 14.0	+ G 8.0	PVC, 25	1B,1Y,G	
	SPARE										
	TOTAL		89520	230	245	245	210	600 AT, 3P, 230V, MCCB	3 - 2 - 175.0 + G 3 - 30.0	PVC, 3 - 75	1R,1B,1Y,G

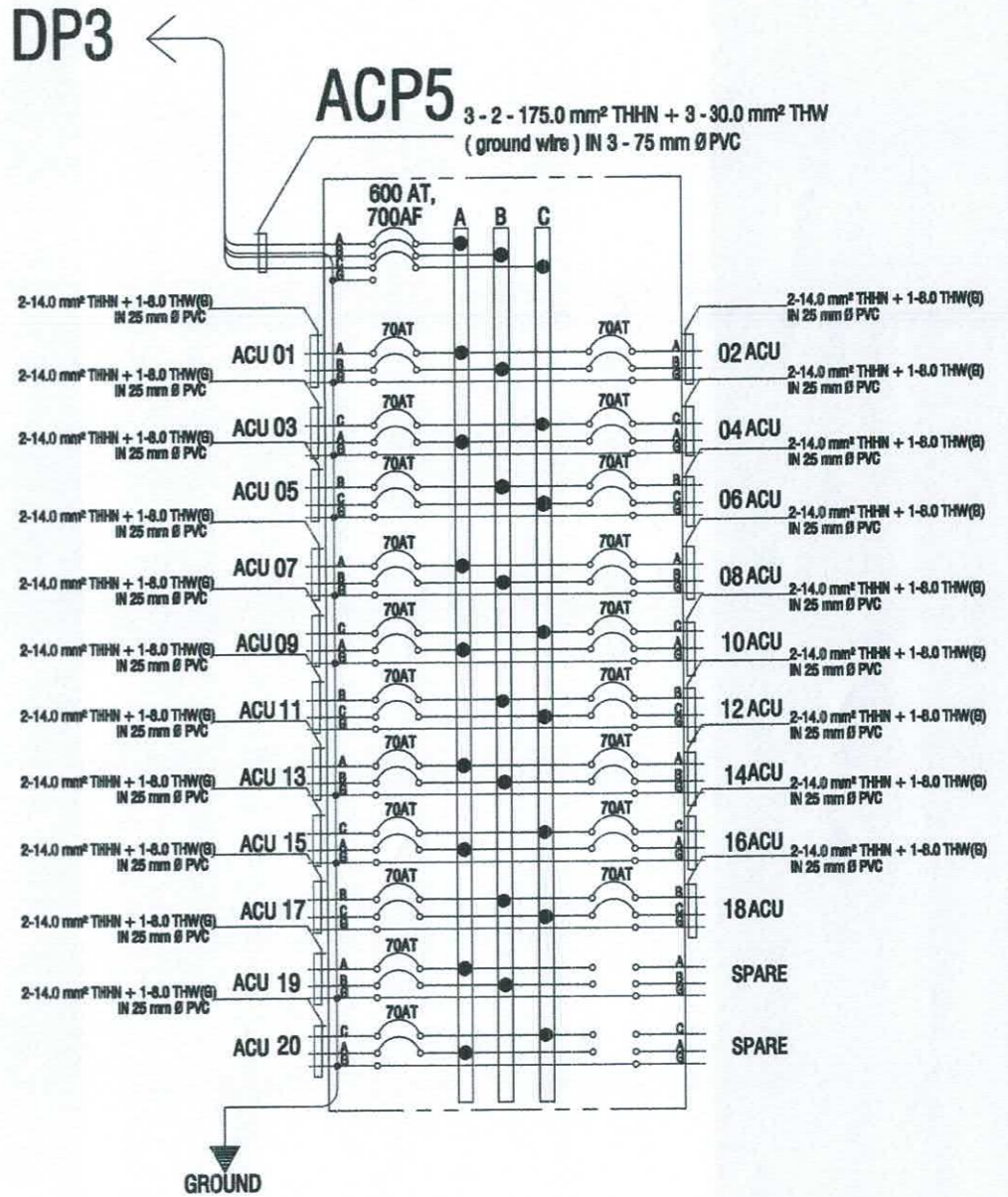
MAIN FEEDER and CURRENT PROTECTION COMPUTATION:

NOTE: $I_{FL} = \frac{[(245 \times 1.732) + (25\% \times Im)]}{DF} = 433.09 \text{ Amperes}$
 $I_{CB} = \frac{[(245 \times 1.732) + (250\% \times Im)]}{DF} = 511.84 \text{ Amperes}$

G - Means Ground Wire
 1R- Color RED
 1B- Color BLACK
 1Y- Color YELLOW
 1G- Color GREEN

use: 3 - 2 - 175.0 SQMM THHN+ 3 - 30.0 SQMM THW IN 3 - 75 MM DIA. PVC
 use: 600AT, 700AF, 3P, 230V, MCCB

This Electrical Design is good only for the above connected loads.
 Any additional electrical load connection in the future is not allowed,
 Except redesign of electrical load system will be done.



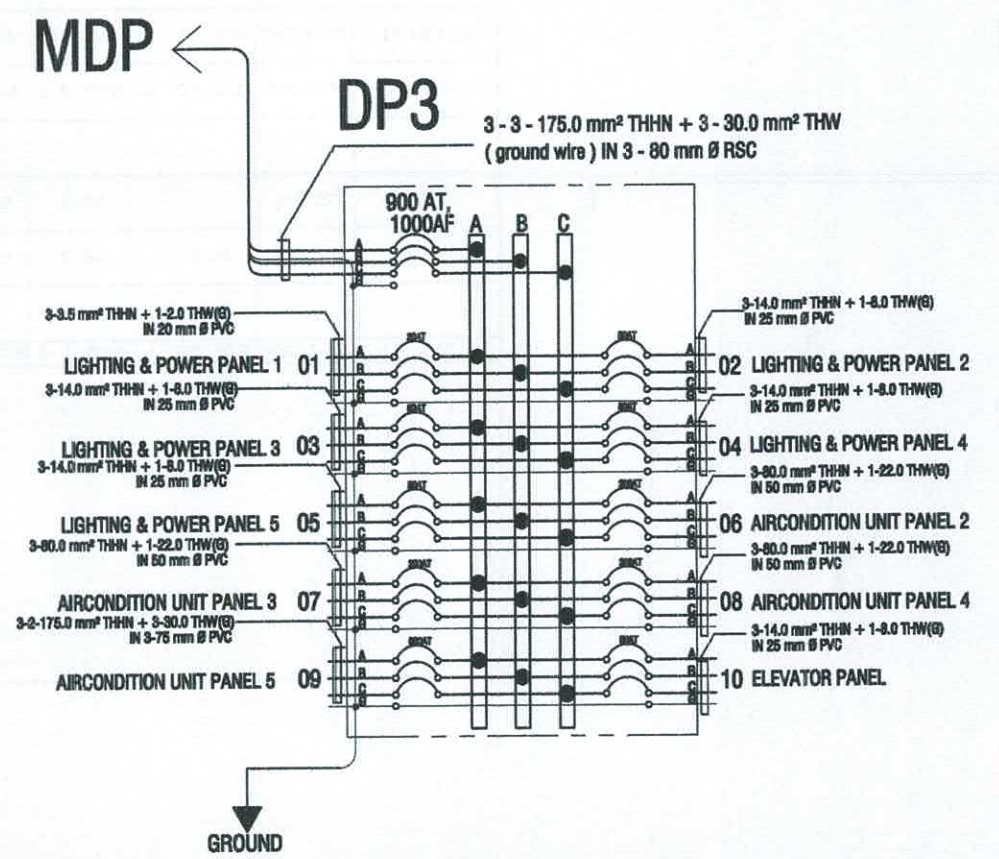
1 PANEL BOARD DETAILS
 E 22 SCALE N T S

PREPARED BY: R. J. R. SANCHEZ POJ	END USER: E. DEL MUNDO DEAN CON	REVIEWED BY: R. P. PEÑA PROF. ELEC. ENGINEER	ENDORSED BY: S. B. BAYOT JR. HEAD POJ	REC. APPROVAL: O. B. DELOS REYES DIRECTOR PLANNING AND DEVT. OFFICE	APPROVED BY: J. X. B. NEPOMUCENO VPASS CVSU	APPROVED BY: H. D. ROBLES PRES CVSU	PROJECT TITLE/LOCATION: PROPOSED IMPROVEMENT OF COLLEGE OF NURSING TO INCREASE CARRYING CAPACITY CAVITE STATE UNIVERSITY MAIN CAMPUS	IMPLEMENTING AGENCY: CAVITE STATE UNIVERSITY	SHT NO: E - 22
---	--	--	--	--	--	--	--	---	-------------------

PANEL : DP3 (DISTRIBUTION PANEL 3) CABLE: 3 - 3 - 175.0 SQMM THHN+ 3 - 30.0SQMM THW MAIN: 900AT, 1000AF, 3P, 230V,MCCB
 PHASE: 3 CONDUIT: RSC, 3 - 80 MM DIA. ENCLOSURE : NEMA 1
 VOLTS: 230 LOCATION: FIRST FLOOR MOUNTING: SURFACE

CKT NO.	CIRCUIT DESCRIPTION	LOAD IN RATING				CIRCUIT PROTECTION	Size of Conductor		Size Of Conduit In MM Ø	Color Code		
			Volt- Amp	VOLT	AMPERES			CIRCUIT BREAKER RATING	SQ. MM THHN			SQ. MM THW(G)	
					3 PHASE	AB							CA
1	LIGHTING & POWER PANEL 1	LPP1	2000	230		4	4	0	20AT, 3P, 230V, MCCB	3 - 3.5	+ G 2.0	PVC, 20	1R,1B,1Y,G
2	LIGHTING & POWER PANEL 2	LPP2	12200	230		20	16	17	50AT, 3P, 230V, MCCB	3 - 14.0	+ G 8.0	PVC, 25	1R,1B,1Y,G
3	LIGHTING & POWER PANEL 3	LPP3	12200	230		20	16	17	50AT, 3P, 230V, MCCB	3 - 14.0	+ G 8.0	PVC, 25	1R,1B,1Y,G
4	LIGHTING & POWER PANEL 4	LPP4	12200	230		20	16	17	50AT, 3P, 230V, MCCB	3 - 14.0	+ G 8.0	PVC, 25	1R,1B,1Y,G
5	LIGHTING & POWER PANEL 5	LPP5	17200	230		20	10	12	50AT, 3P, 230V, MCCB	3 - 14.0	+ G 8.0	PVC, 25	1R,1B,1Y,G
6	AIRCONDITION UNIT PANEL 2	ACP2	29840	230		72	84	84	200 AT, 3P, 230V, MCCB	3 - 80.0	+ G 22.0	PVC, 50	1R,1B,1Y,G
7	AIRCONDITION UNIT PANEL 3	ACP3	29840	230		72	84	84	200 AT, 3P, 230V, MCCB	3 - 80.0	+ G 22.0	PVC, 50	1R,1B,1Y,G
8	AIRCONDITION UNIT PANEL 4	ACP4	29840	230		84	72	84	200 AT, 3P, 230V, MCCB	3 - 80.0	+ G 22.0	PVC, 50	1R,1B,1Y,G
9	AIRCONDITION UNIT PANEL 5	ACP5	89520	230		245	245	210	600 AT, 3P, 230V, MCCB	3 - 2 - 175.0	+ 3 - G 30.0	PVC, 3 - 75	1R,1B,1Y,G
10	ELEVATOR PANEL	ELP	7460	230	28				50AT, 3P, 230V, MCCB	3 - 14.0	+ G 8.0	PVC, 25	1R,1B,1Y,G
TOTAL			242300	230		557	547	527	900 AT, 3P, 230V, MCCB	3 - 3 - 175.0	+ G 3 - 30.0	RSC, 3 - 80	1R,1B,1Y, G

MAIN FEEDER and CURRENT PROTECTION COMPUTATION:
 NOTE: $I_{FL} = \frac{[28 + (557 \times 1.732)]}{DF} = 794.18$ Amperes
 $I_{CB} = \frac{[28 + (557 \times 1.732)]}{DF} = 794.18$ Amperes
 G - Means Ground Wire
 1R- Color RED
 1B- Color BLACK
 1Y- Color YELLOW
 1G- Color GREEN
 use: 3 - 3 - 175.0 SQMM THHN+ 3 - 30.0 SQMM THW IN 3 - 80 MM DIA. RSC
 use: 900 AT, 1000AF, 3P, 230V, MCCB
 This Electrical Design is good only for the above connected loads.
 Any additional electrical load connection in the future is not allowed,
 Except redesign of electrical load system will be done.



1 PANEL BOARD DETAILS
 E 23 SCALE N T S

	PREPARED BY:	END USER:	REVIEWED BY:	ENDORSED BY:	REC. APPROVAL:	APPROVED BY:	PROJECT TITLE/ LOCATION:	IMPLEMENTING AGENCY:	SHT NO.:
	R. J. R. SANCHEZ PDU, DVPPD	E. DEL MUNDO DEAN, CON	R. P. PEÑA PROF. ELEC. ENGINEER	S. B. BAYOT JR. HEAD, PDU	O. B. DELOS REYES DIRECTOR, PLANNING AND DEVT. OFFICE	V.P.D	H. D. ROBLES PRES, CVSU	PROPOSED IMPROVEMENT OF COLLEGE OF NURSING TO INCREASE CARRYING CAPACITY CAVITE STATE UNIVERSITY MAIN CAMPUS	CAVITE STATE UNIVERSITY

PANEL : MDP (MAIN DISTRIBUTION PANEL)		CABLE: 3 - 3 - 250.0 SQMM THHN+ 3 - 50.0SQMM THW		MAIN: 1200AT, 1200AF, 3P, 230V,MCCB									
PHASE: 3		CONDUIT: RSC, 3 - 90 MM DIA.		ENCLOSURE : NEMA 1									
VOLTS: 230		LOCATION: ELECTRICAL HOUSE		MOUNTING: SURFACE									
CKT NO.	CIRCUIT DESCRIPTION	LOAD IN RATING				CIRCUIT PROTECTION	Size of Conductor		Size Of Conduit in MM ø	Color Code		
			Volt- Amp	VOLT	AMPERES				SQ. MM THHN			SQ. MM THW(G)	
					3 PHASE	AB		CA					BC
1	DISTRIBUTION PANEL 1 (EXISTING BUILDING)	DP1	77680	230		192	187	195	500AT, 3P, 230V, MCCB	3 - 2 - 125.0 + G 3 - 30.0	RSC, 3 - 50	1R,1B,1Y,G	
2	DISTRIBUTION PANEL 2 (EXISTING BUILDING)	DP2	41429	230		90	99	104	400AT, 3P, 230V, MCCB	3 - 125.0 + G 1 - 30.0	RSC, 1 - 50	1R,1B,1Y,G	
3	DISTRIBUTION PANEL 3 (NEW)	DP3	242300	230	28	557	547	527	900 AT, 3P, 230V, MCCB	3 - 3 - 175.0 + G 3 - 30.0	RSC, 3 - 80	1R,1B,1Y, G	
	SPARE												
4	LIGHTING FOR ELECTRICAL HOUSE		300	230				1.30	15AT, 2P, 230V, MCCB	2 - 2.0	PVC, 20	1Y,1R	
5	POWER OUTLET FOR ELECTRICAL HOUSE		400	230				1.74	20AT, 2P, 230V, MCCB	2 - 3.5 + G 2.0	PVC, 20	1Y,1R,G	
TOTAL			362109	230	28	839	833	829	1200 AT, 3P, 230V, MCCB	3 - 3 - 250.0 + G 3 - 50.0	RSC, 3 - 90	1R,1B,1Y, G	

MAIN FEEDER and CURRENT PROTECTION COMPUTATION:

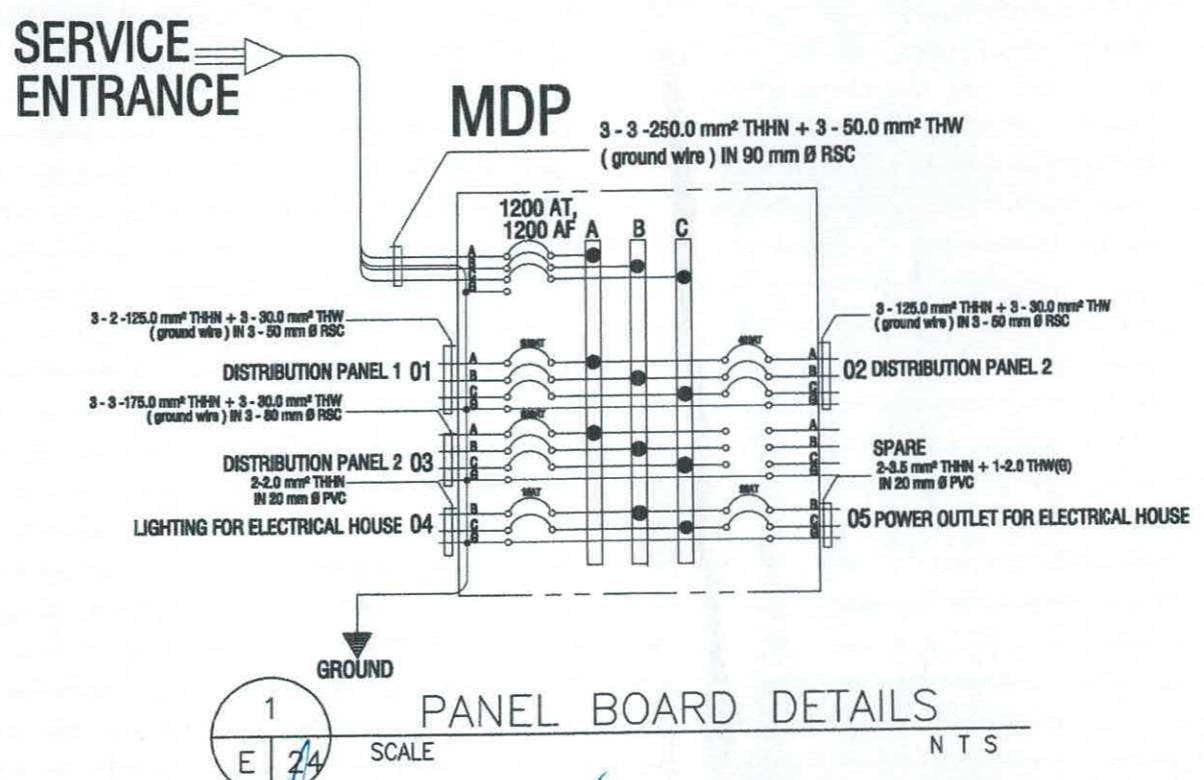
NOTE: $I_{FL} = \frac{[28+(839 \times 1.732)]}{\sqrt{3}} = 1184.92$ Amperes

$I_{CB} = \frac{[28+(839 \times 1.732)]}{\sqrt{3}} = 1184.92$ Amperes

G - Means Ground Wire
 1R- Color RED
 1B- Color BLACK
 1Y- Color YELLOW
 1G- Color GREEN

use: 3 - 3 - 250.0 SQMM THHN+ 3 - 50.0 SQMM THW IN 3 - 90 MM DIA. RSC
 use: 1200 AT, 1200AF, 3P, 230V,MCCB

*This Electrical Design Is good only for the above connected loads.
 Any additional electrical load connection in the future is not allowed,
 Except redesign of electrical load system will be done.*



	PREPARED BY:	END USER:	REVIEWED BY:	ENDORSED BY:	REC. APPROVAL:	APPROVED BY:	PROJECT TITLE/ LOCATION:	IMPLEMENTING AGENCY:	SHT NO:
	R. J. R. SANCHEZ PDU OVPPD	E. DEL MUNDO DEAN CON	R. P. PEÑA PROF. ELEC. ENGINEER	S. B. BAYOT JR. HEAD PDU	O. B. DELOS REYES DIRECTOR PLANNING AND DEVT. OFFICE	VPPD CVSU	J. X. B. NEPOMUCENO VPASS CVSU	H. D. ROBLES RES CVSU	PROPOSED IMPROVEMENT OF COLLEGE OF NURSING TO INCREASE CARRYING CAPACITY MAIN CAMPUS CAVITE STATE UNIVERSITY

3-167 KVA POLE MOUNTED DISTRIBUTION TRANSFORMERS

ELECTRIC KILOWATT METER

OUTDOOR CURRENT TRANSFORMER CABINET

DISCONNECTING SWITCH (CIRCUIT BREAKER WITH NEMA 3R PANEL ENCLOSURE)

ELECTRICAL HOUSE

CON BUILDING (EXISTING PANEL)

CON BUILDING (EXISTING PANEL)

MANUAL TRANSFER SWITCH MECHANICALLY INTERLOCK 2 - 900 AT

CON BUILDING (NEW PANEL)

ROOF APEX

ROOF DECK

FOURTH FLOOR

THIRD FLOOR

SECOND FLOOR

GROUND FLOOR

S
T
R
E
E
T
E
R
R
I
T
O
R
Y

3 - (3) 250.0 mm² THHN
3 - 50.0 mm² THW (G)
IN 3 - 90 mm Ø RSC OR EQUIV.

3 - (3) 250.0 mm² THHN
3 - 50.0 mm² THW (G)
IN 3 - 90 mm Ø RSC OR EQUIV.

3 - (2) 125.0 mm² THHN
3 - 30.0 mm² THW (G)
IN 3 - 50 mm Ø RSC

3 - 125.0 mm² THHN
1 - 30.0 mm² THW (G)
IN 50 mm Ø RSC

3 - 14.0 mm² THHN
1 - 8.0 mm² THW (G)
IN 25 mm Ø PVC

3 - (2) 175.0 mm² THHN
3 - 30.0 mm² THW (G)
IN 3 - 75 mm Ø PVC

3 - 14.0 mm² THHN
1 - 8.0 mm² THW (G)
IN 25 mm Ø PVC

3 - 80.0 mm² THHN
1 - 22.0 mm² THW (G)
IN 50 mm Ø PVC

3 - 14.0 mm² THHN
1 - 8.0 mm² THW (G)
IN 25 mm Ø PVC

3 - 80.0 mm² THHN
1 - 22.0 mm² THW (G)
IN 50 mm Ø PVC

3 - 14.0 mm² THHN
1 - 8.0 mm² THW (G)
IN 25 mm Ø PVC

3 - 80.0 mm² THHN
1 - 22.0 mm² THW (G)
IN 50 mm Ø PVC

3 - 3.5 mm² THHN
1 - 2.0 mm² THW (G)
IN 20 mm Ø PVC

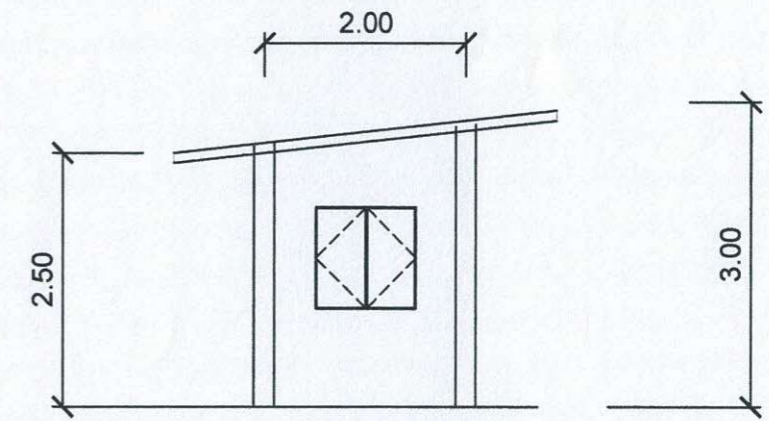
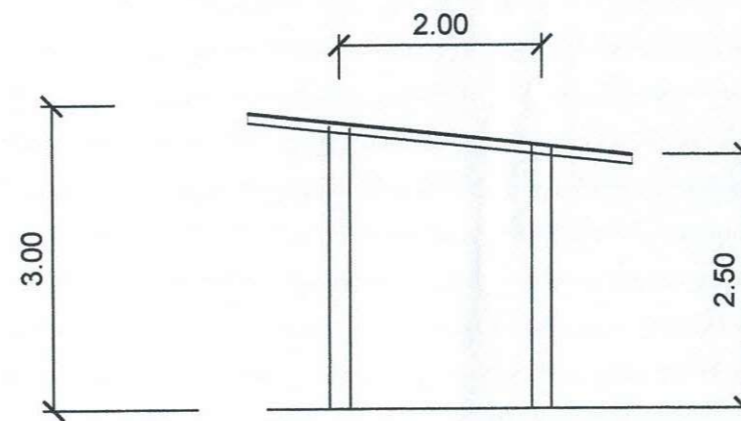
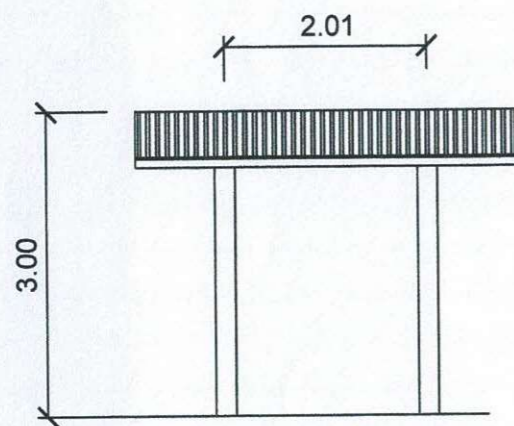
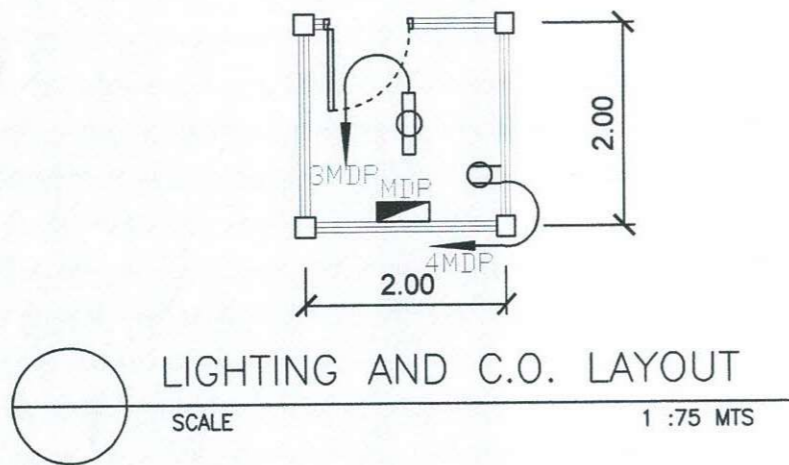
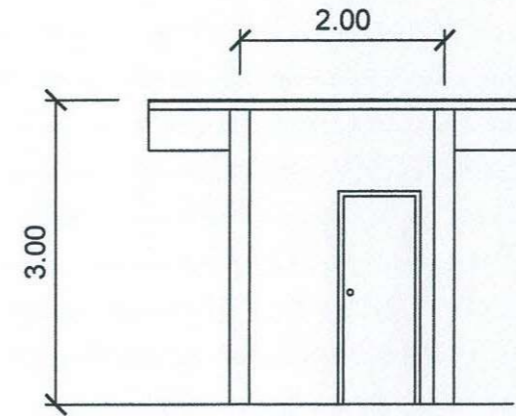
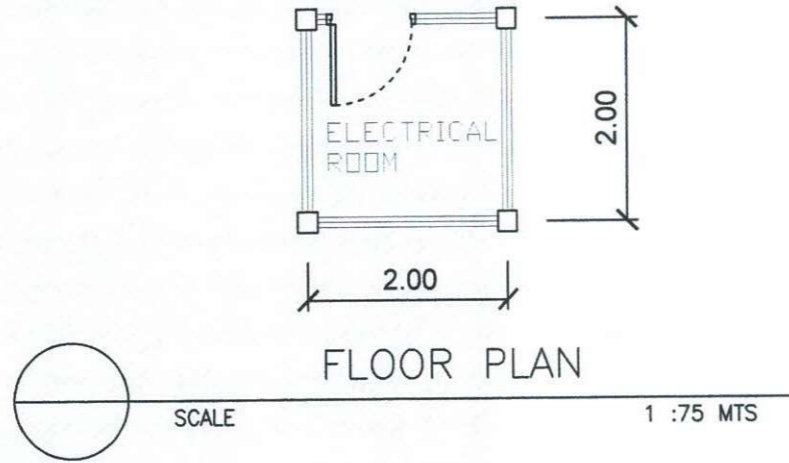
3 - 14.0 mm² THHN
1 - 8.0 mm² THW (G)
IN 25 mm Ø PVC

3 - (3) 175.0 mm² THHN
3 - 30.0 mm² THW (G)
IN 80 mm Ø RSC

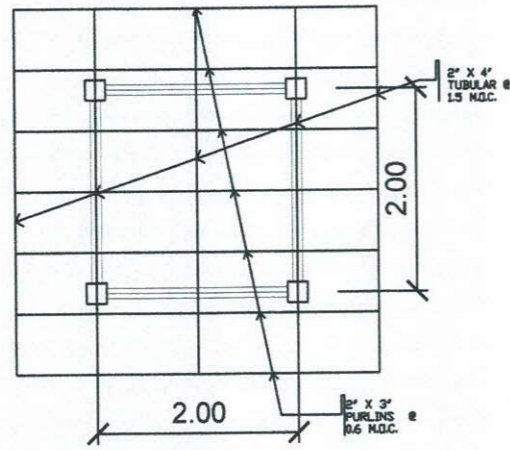


SINGLE LINE DIAGRAM
SCALE N T S

	PREPARED BY:	END USER:	REVIEWED BY:	ENDORSED BY:	REC. APPROVAL:	APPROVED BY:	PROJECT TITLE/ LOCATION:	IMPLEMENTING AGENCY:	SHT NO:
	R. J. R. SANCHEZ PDU VPPD	E. DEL MUNDO DEAN CON	R. P. PENA PROE/ELEC. ENGINEER	S. B. BAYOT JR. HEAD PDU	O. B. DELOS REYES DIRECTOR PLANNING AND DEVT. OFFICE	 VPPD	 CVSU VPASS	 CVSU PRES	PROPOSED IMPROVEMENT OF COLLEGE OF NURSING TO INCREASE CARRYING CAPACITY CAVITE STATE UNIVERSITY MAIN CAMPUS



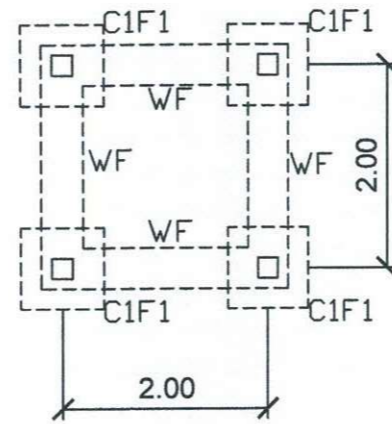
PREPARED BY:	ARCHITECT	END USER:	REVIEWED BY:	ENDORSED BY:	REG. APPROVAL:	APPROVED BY:	PROJECT TITLE/ LOCATION:	IMPLEMENTING AGENCY:	SHT NO:	
R. PASCUAL PPU	E. N. RODEROS OVPPD	E. DEL MUNDO DEAN	E. N. RODEROS OVPPD	O. B. DELOS REYES DIRECTOR PLANNING OFFICE	M. J. D. TEPORA VPPD CVSU	C. A. POLINGA VPASS CVSU	H. D. ROBLES PRES CVSU	PROPOSED IMPROVEMENT OF COLLEGE OF NURSING TO INCREASE CARRYING CAPACITY MAIN CAMPUS CVSU	CAVITE STATE UNIVERSITY	E - 26



ROOF TRUSS PLAN

SCALE

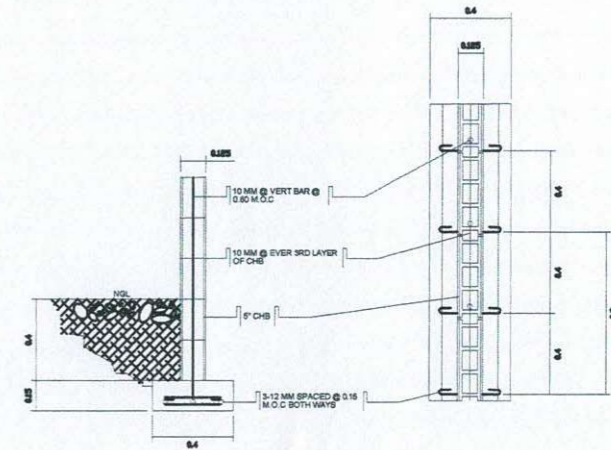
1 :75 MTS



FOUNDATION PLAN

SCALE

1 :75 MTS



WALL FOOTING DETAIL

SCALE

1 :50 MTS

SCHEDULE OF COLUMNS

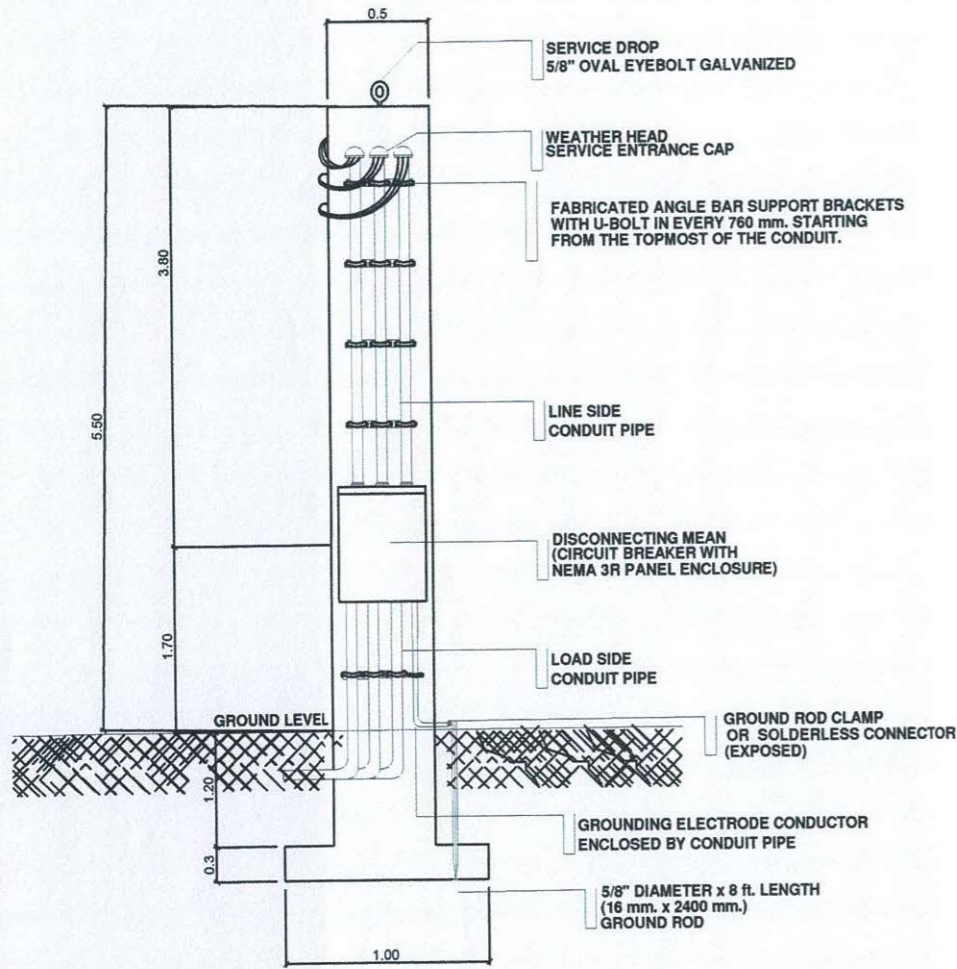
COLUMN	DIMENSION	REINFORCEMENT	NO. OF TIES & SPACING
C1	250 MM X 250 MM	4 - 16mm Ø R.S.B.	1 SET OF 10mm Ø TIES @ 2-50mm, 4-75mm, 6-100mm, REST @ 200mm O.C.

SCHEDULE OF FOOTINGS

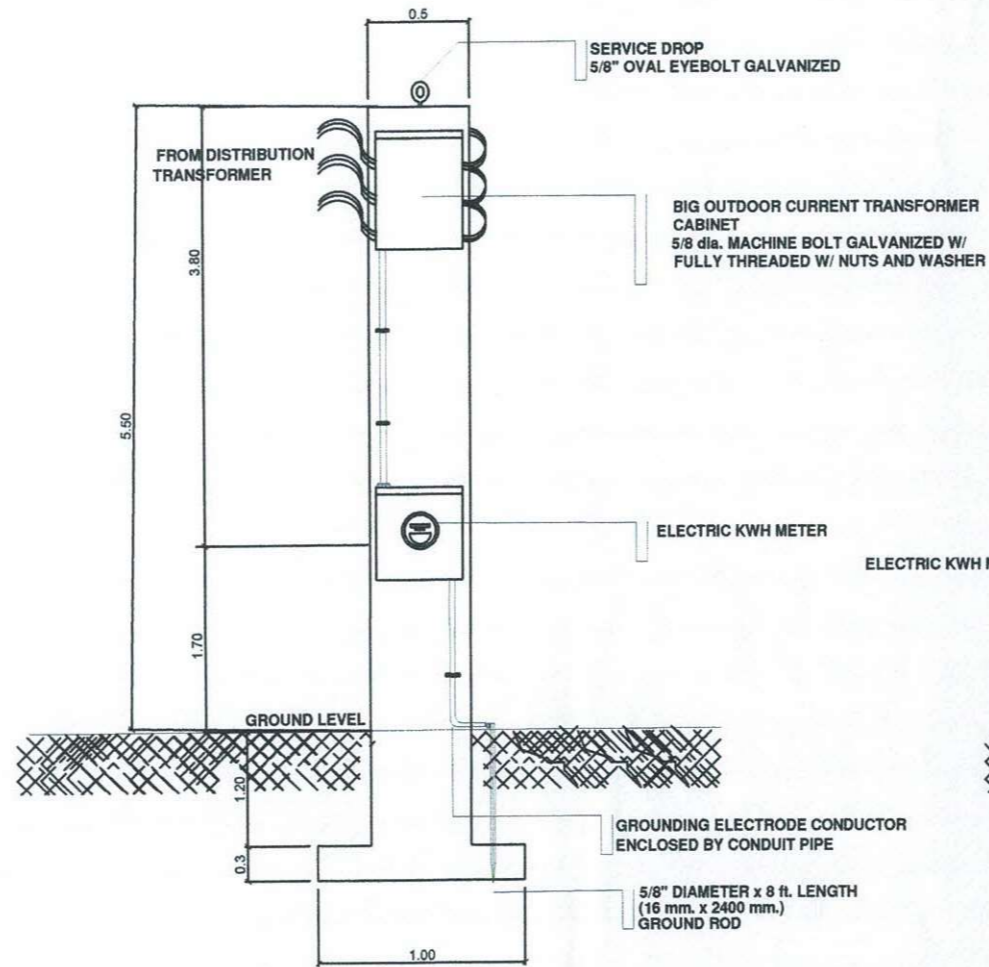
NAME	TYPE	THICKNESS	SIZE (LxW)	DEPTH	REINFORCEMENT			
					TOP		BOTTOM	
					ALONG L	ALONG W	ALONG L	ALONG W
F1	ISOLATED	300 MM	800 x 800 MM	1000 MM	----	----	6-16 MM Ø @ 150 MM	6-16 MM Ø @ 150 MM

	PREPARED BY:	CIVIL ENGINEER	END USER:	REVIEWED BY:	ENDORSED BY:	REC. APPROVAL:	APPROVED BY:	PROJECT TITLE/ LOCATION:	IMPLEMENTING AGENCY:	SHT NO:
	R. PASCUAL PPU OVPPD	L.E. ROCELA PPU OVPPD	E. DEL MUNDO DEAN CON	E. N. RODEROS PPU OVPPD	O. B. DELOS REYES DIRECTOR PLANNING OFFICE	M.J. TEPORA VPPD CVSU	C. POLINGA VPASS CVSU	H. D. ROBLES PRES CVSU	PROPOSED IMPROVEMENT OF COLLEGE OF NURSING TO INCREASE CARRYING CAPACITY MAIN CAMPUS	CAVITE STATE UNIVERSITY

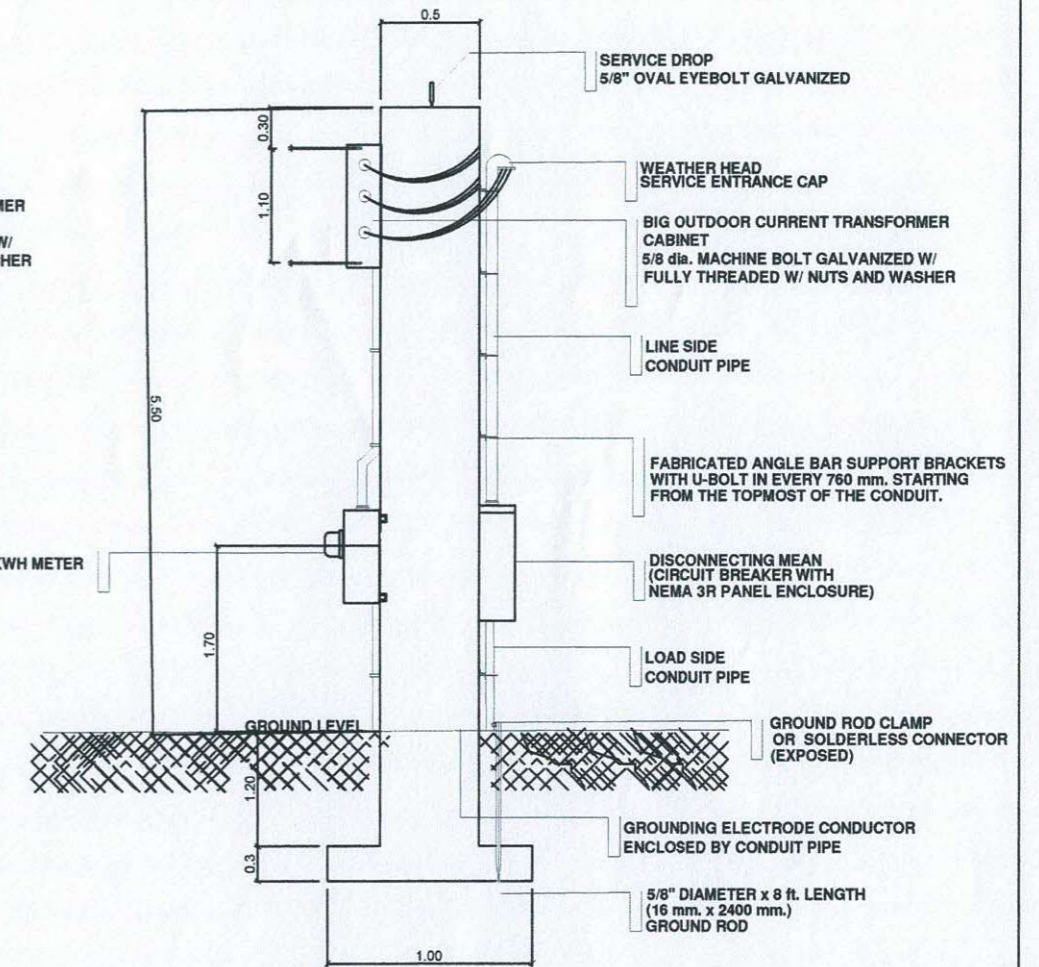
FRONT VIEW



REAR VIEW



LEFT SIDE VIEW

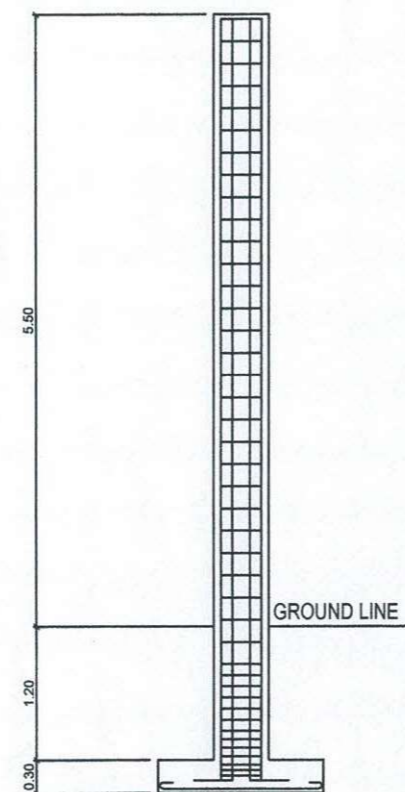


1 CONCRETE PEDESTAL DETAILS
E 28 SCALE N T S

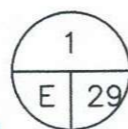
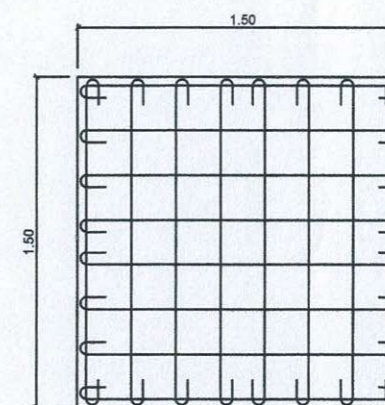
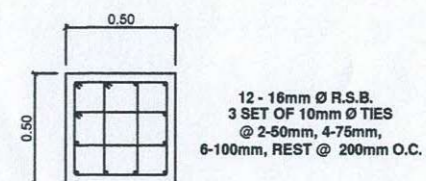
	PREPARED BY:	PROFESSIONAL ELECTRICAL ENGR.	END USER:	ENDORSED BY:	REC. APPROVAL:	APPROVED BY:	PROJECT TITLE/ LOCATION:	IMPLEMENTING AGENCY:	SHT NO.:
	R. J. R. SANCHEZ PPU	R. P. PEÑA OVPPD	E. DEL MUNDO DEAN	O. B. DELOS REYES DIRECTOR PLANNING OFFICE	M. J. D. TEPORA VPPD CVSU	C. A. POLINGA VPASS CVSU	H. D. ROBLES PRES CVSU	PROPOSED IMPROVEMENT OF COLLEGE OF NURSING TO INCREASE CARRYING CAPACITY CAVITE STATE UNIVERSITY MAIN CAMPUS	CAVITE STATE UNIVERSITY

SCHEDULE OF FOOTINGS								
NAME	TYPE	THICKNESS	SIZE (LxW)	DEPTH	REINFORCEMENT			
					TOP		BOTTOM	
					ALONG L	ALONG W	ALONG L	ALONG W
F1	ISOLATED	300 MM	1500 x 1500 MM	1500 MM	---	---	8-16 MM Ø @ 150 MM	8-16 MM Ø @ 150 MM

COLUMN	DIMENSION	REINFORCEMENT	NO. OF TIES & SPACING
PEDESTAL	200 MM X 500 MM	12 - 16mm Ø R.S.B.	3 SET OF 10mm Ø TIES @ 2-50mm, 4-75mm, 6-100mm, REST @ 200mm O.C.



COLUMN DETAILS

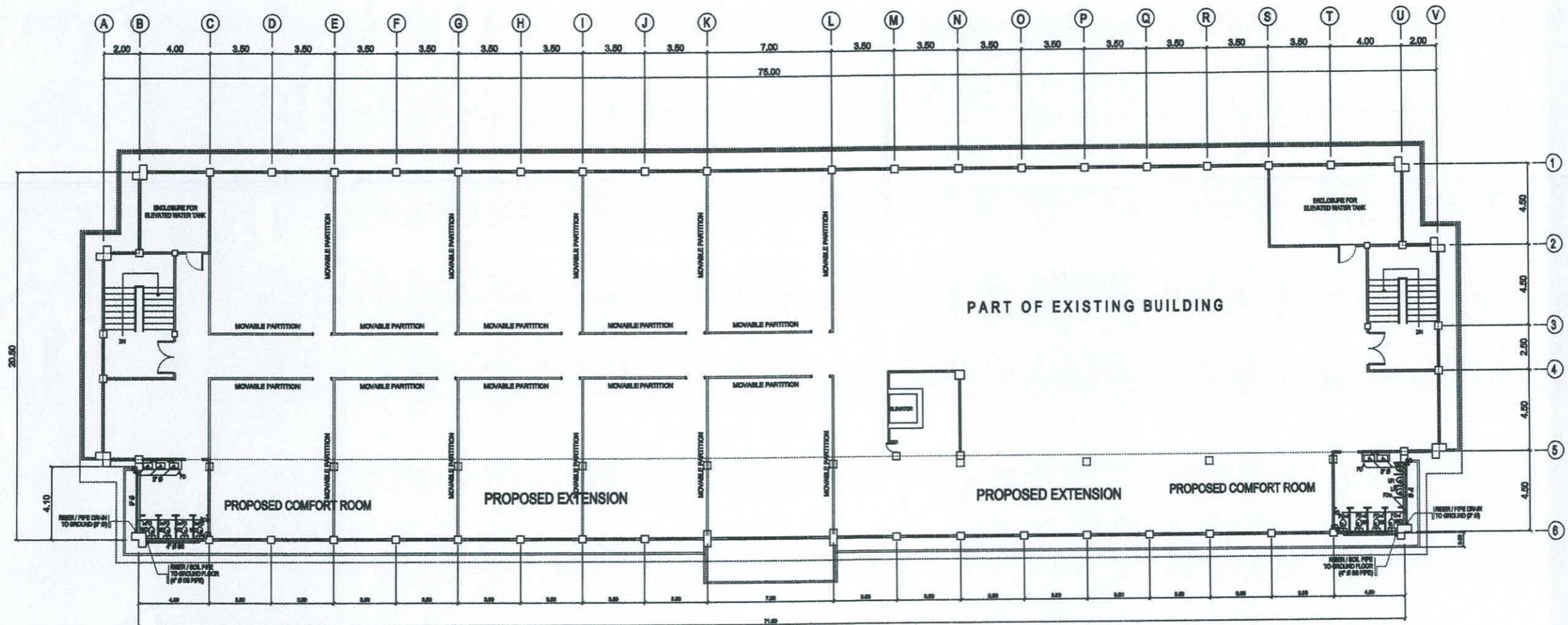


SINGLE LINE DIAGRAM

SCALE

N T S








	PREPARED BY:	PROFESSIONAL ELECTRICAL ENGR.	END USER:	ENDORSED BY:	REC. APPROVAL:	APPROVED BY:	PROJECT TITLE/ LOCATION:	IMPLEMENTING AGENCY:	SHT NO:
	R. J. R. SANCHEZ PPU	R. P. PEÑA OVPPD	E. DEL MUNDO DEAN	O. B. DELOS REYES DIRECTOR PLANNING OFFICE	M. S. D. TEPORA VPPD CVSU	C. A. POLINGA VPASS CVSU	H. D. ROBLES PRES CVSU	PROPOSED IMPROVEMENT OF COLLEGE OF NURSING TO INCREASE CARRYING CAPACITY CAVITE STATE UNIVERSITY MAIN CAMPUS	CAVITE STATE UNIVERSITY

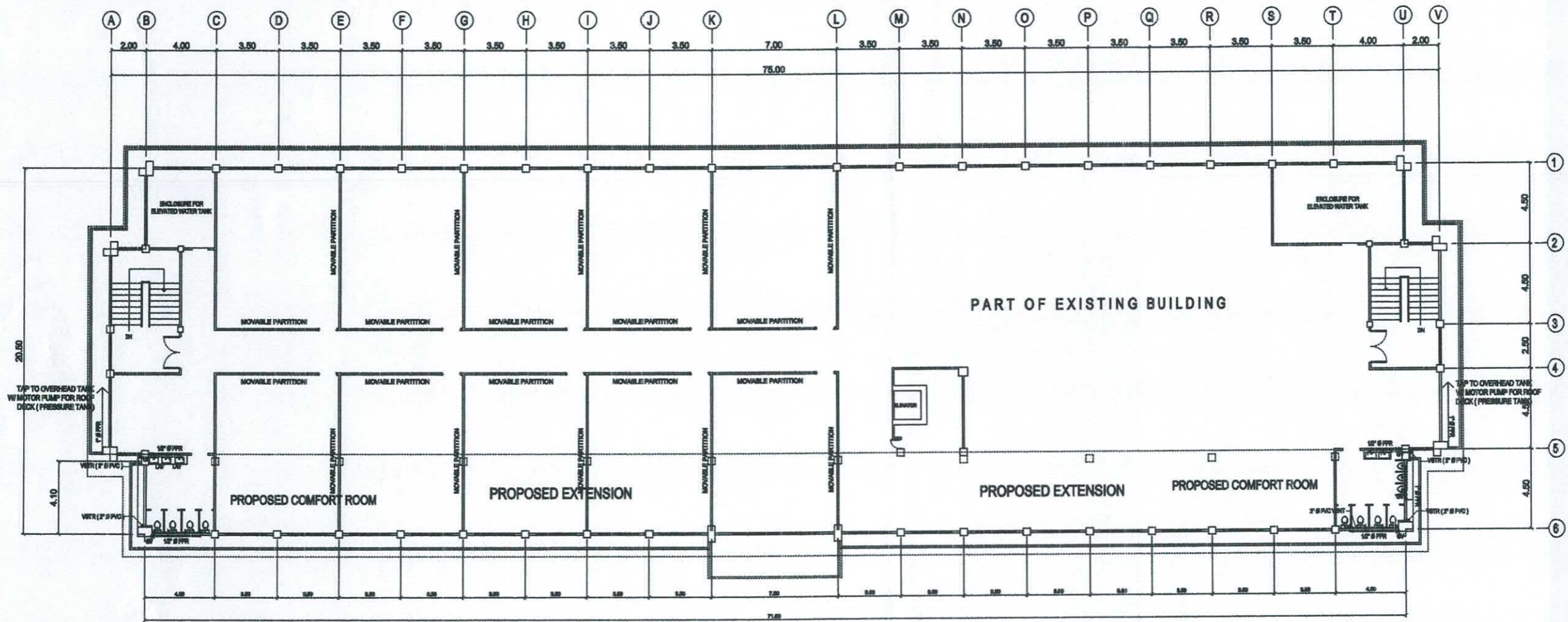


**SANITARY SEWER LAYOUT
DRAINAGE PIPE LAYOUT
ROOF DECK FLOOR PLAN**



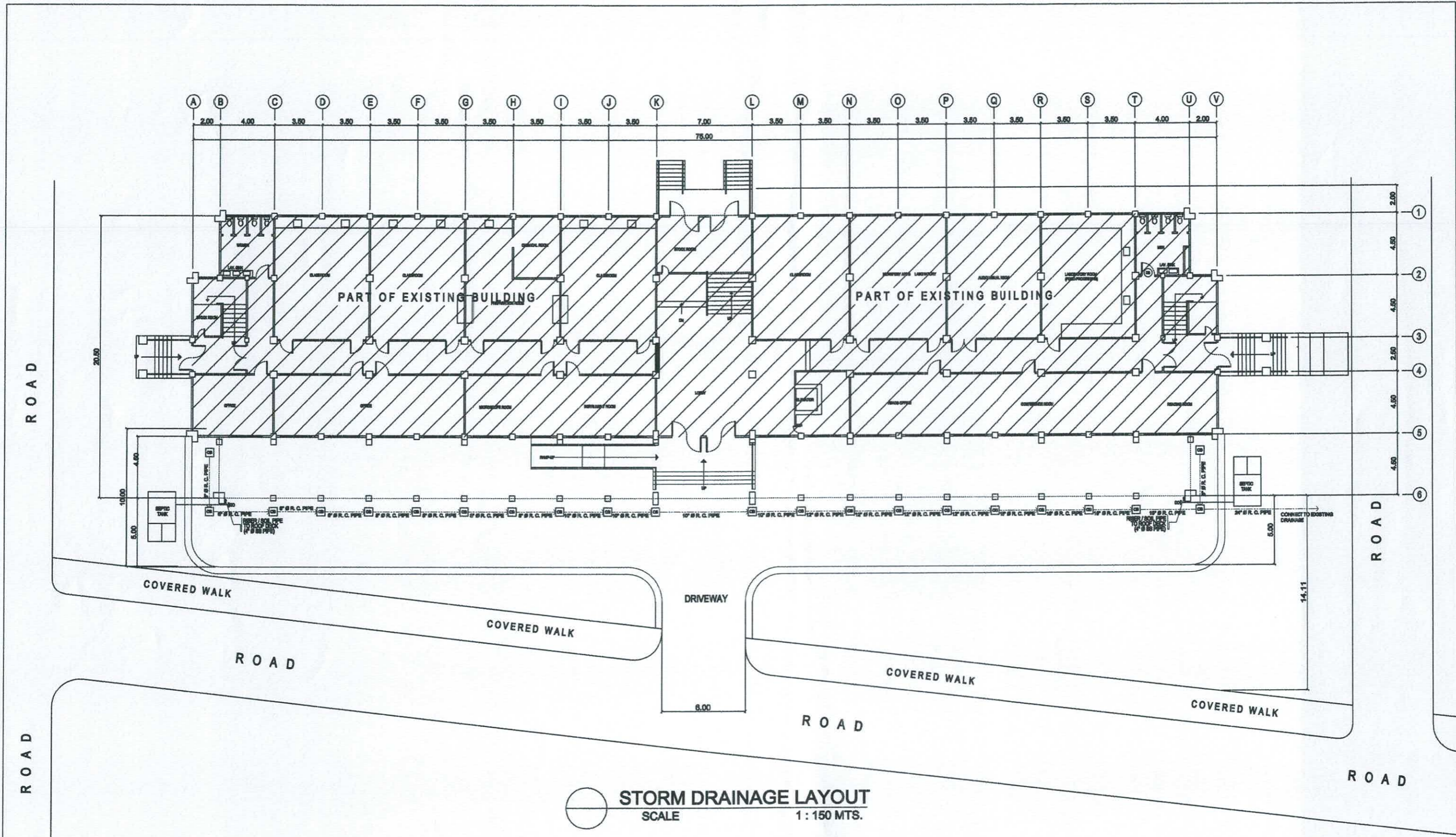
SCALE 1 : 150 MTS.

	PREPARED BY:	END USER:	REVIEWED BY:	ENDORSED BY:	REC. APPROVAL:	APPROVED BY:	PROJECT TITLE/ LOCATION:	IMPLEMENTING AGENCY:	8HT NO.:
	 E. N. RODEROS JR. PDU QVPPD	 E. DEL MUNDO DEAN CON		 S. B. BAYOT JR. HEAD PDU	 O. B. DELOS REYES DIRECTOR PLANNING AND DEVT. OFFICE	 J. X. B. NEPOMUCENO VPASS CVSU	 H. D. ROBLES PRES CVSU	PROPOSED IMPROVEMENT OF COLLEGE OF NURSING TO INCREASE CARRYING CAPACITY MAIN CAMPUS CAVITE STATE UNIVERSITY	CAVITE STATE UNIVERSITY

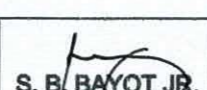



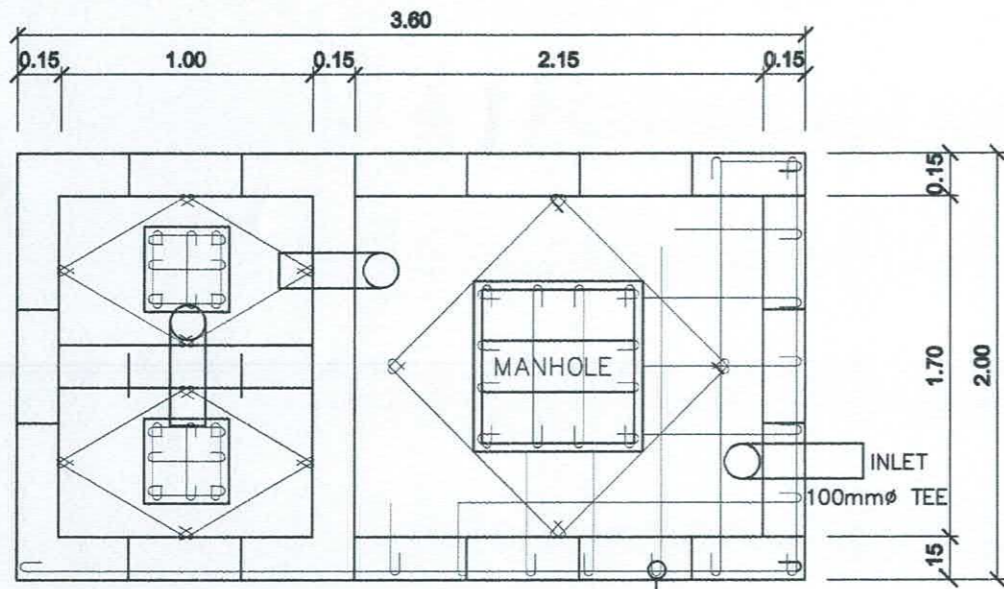
VENTILLATION LAYOUT PLAN
WATER SUPPLY LAYOUT
ROOF DECK FLOOR PLAN
 SCALE 1 : 150 MTS.

	PREPARED BY: <i>E. N. Roderos Jr.</i> E. N. RODEROS JR. POU	END USER: <i>E. Del Mundo</i> E. DEL MUNDO DEAN	REVIEWED BY: 	ENDORSED BY: <i>S. B. Bayot Jr.</i> S. B. BAYOT JR. HEAD	ENDORSED BY: <i>G. B. De los Reyes</i> G. B. DELOS REYES DIRECTOR PLANNING AND DEVT. OFFICE	REC. APPROVAL: <i>J. X. B. Nefomuceno</i> J. X. B. NEFOMUCENO VPASS	APPROVED BY: <i>H. D. Robles</i> H. D. ROBLES PRES	PROJECT TITLE/ LOCATION: PROPOSED IMPROVEMENT OF COLLEGE OF NURSING TO INCREASE CARRYING CAPACITY CAVITE STATE UNIVERSITY MAIN CAMPUS	IMPLEMENTING AGENCY: CAVITE STATE UNIVERSITY	SHT NO: P - 2
	POU	DEAN	 	HEAD	DIRECTOR PLANNING AND DEVT. OFFICE	VPASS	PRES	 	 	

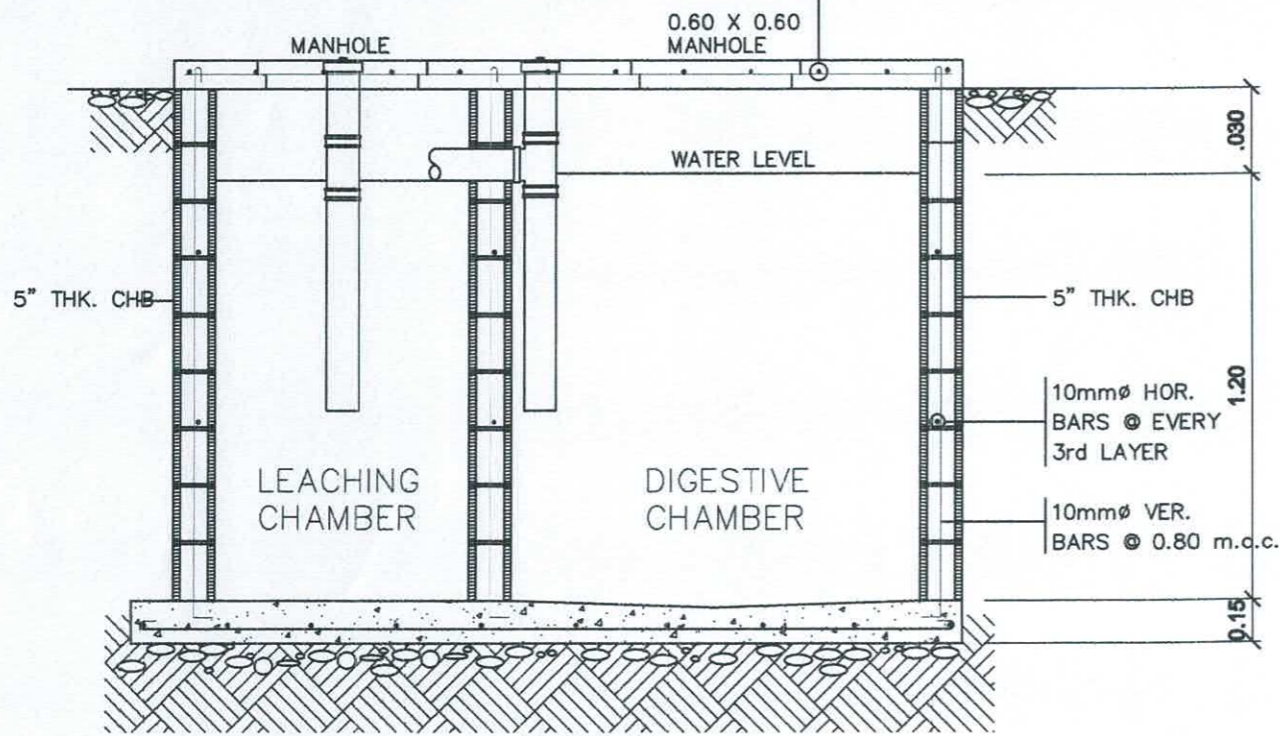



STORM DRAINAGE LAYOUT
 SCALE 1 : 150 MTS.

	PREPARED BY:	END USER:	REVIEWED BY:	ENDORSED BY:	REC. APPROVAL:	APPROVED BY:	PROJECT TITLE/LOCATION:	IMPLEMENTING AGENCY:	SHT NO.:
	 E. N. RODEROS JR. <small>PC/ OVR2D</small>	 E. DEL MUNDO <small>DEAN CON</small>		 S. B. BAYOT JR. <small>HEAD PDU</small>	 O. B. DELOS REYES <small>DIRECTOR PLANNING AND DEVT. OFFICE</small>	 J. X. B. NEPOMUCENO <small>VPASS CVSU</small>	 H. D. ROBLES <small>PRES CVSU</small>	PROPOSED IMPROVEMENT OF COLLEGE OF NURSING TO INCREASE CARRYING CAPACITY <small>CAVITE STATE UNIVERSITY MAIN CAMPUS</small>	CAVITE STATE UNIVERSITY

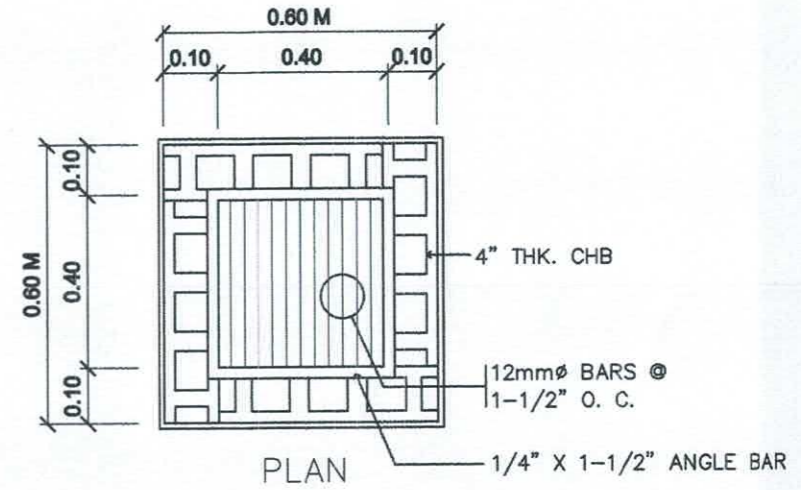


PLAN 12mm ϕ BARS @ 0.20 m.o.c. 12mm ϕ BARS @ 0.20 m.o.c.

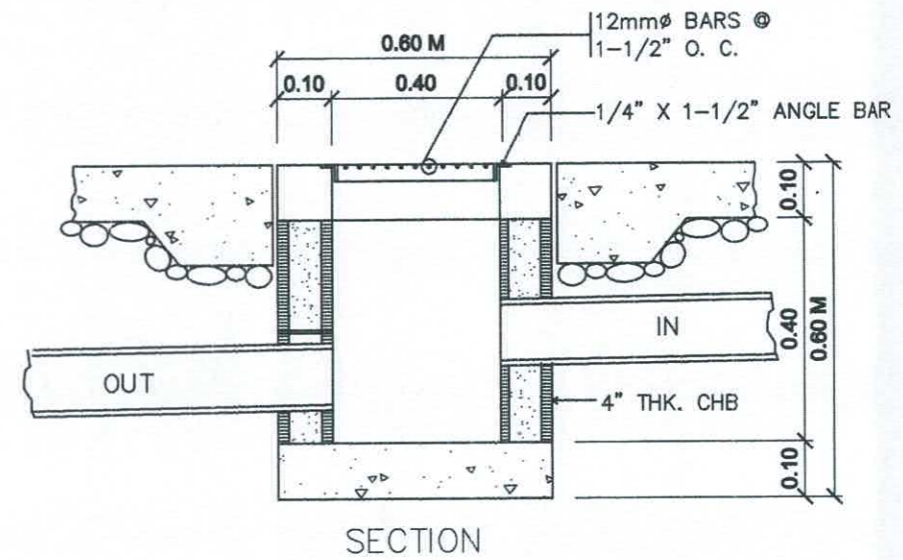


SECTION SEPTIC VAULT DETAIL

SCALE N. T. S.



PLAN








SECTION



CATCH BASIN DETAIL



	PREPARED BY:	END USER:	REVIEWED BY:	ENDORSED BY:	REC. APPROVAL:	APPROVED BY:	PROJECT TITLE/ LOCATION:	IMPLEMENTING AGENCY:	SHT NO.:
	 E. N. RODEROS JR. PQU CVPDP	 E. DEL MUNDO DEAN CON		 S. B. BAYOT JR. HEAD PDU	 O. B. DELOS REYES DIRECTOR PLANNING AND DEVT. OFFICE	 J. X. B. NEPOMUCENO VPASS CVSU	 H. D. ROBLES PRES CVSU	PROPOSED IMPROVEMENT OF COLLEGE OF NURSING TO INCREASE CARRYING CAPACITY MAIN CAMPUS CAVITE STATE UNIVERSITY	CAVITE STATE UNIVERSITY

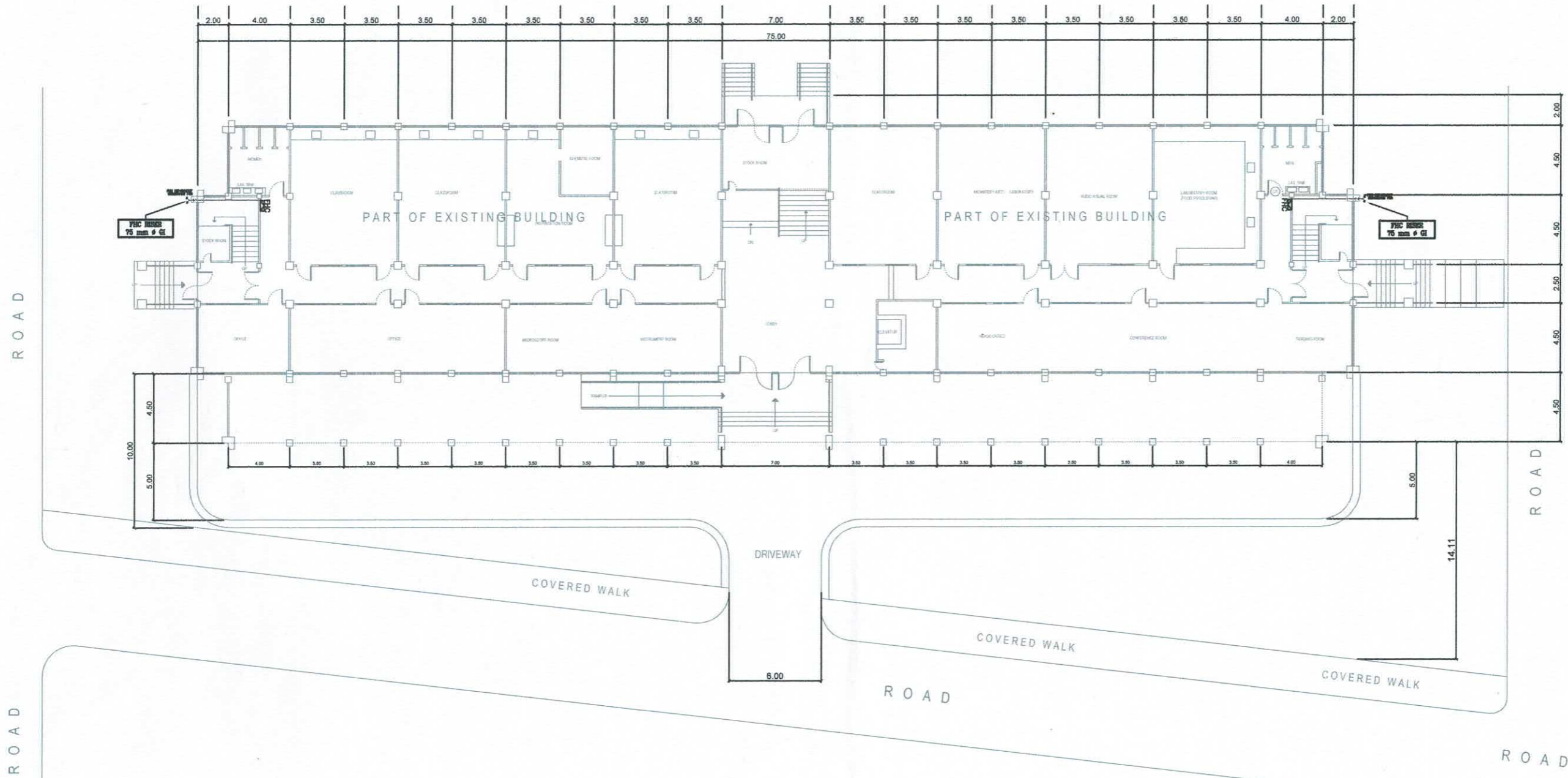
LEGEND

	4" ϕ PVC PIPE WASTE LINE
	2" ϕ PVC PIPE DRAINAGE LINE
	1/2" ϕ G. I. PIPE COLD WATER LINE
	2" ϕ PVC PIPE VENTILATION LINE
	6" ϕ CONCRETE PIPE DRAINAGE LINE
K.S.	KITCHEN SINK
W.C.	WATER CLOSET
LAV.	LAVATORY
SHO.	SHOWER
C.O.	CLEAN OUT
F.D.	FLOOR DRAIN
G.V.	GATE VALVE
C.V.	CHECK VALVE
H.B.	HOSE BIBB
M	WATER METER

GENERAL NOTES

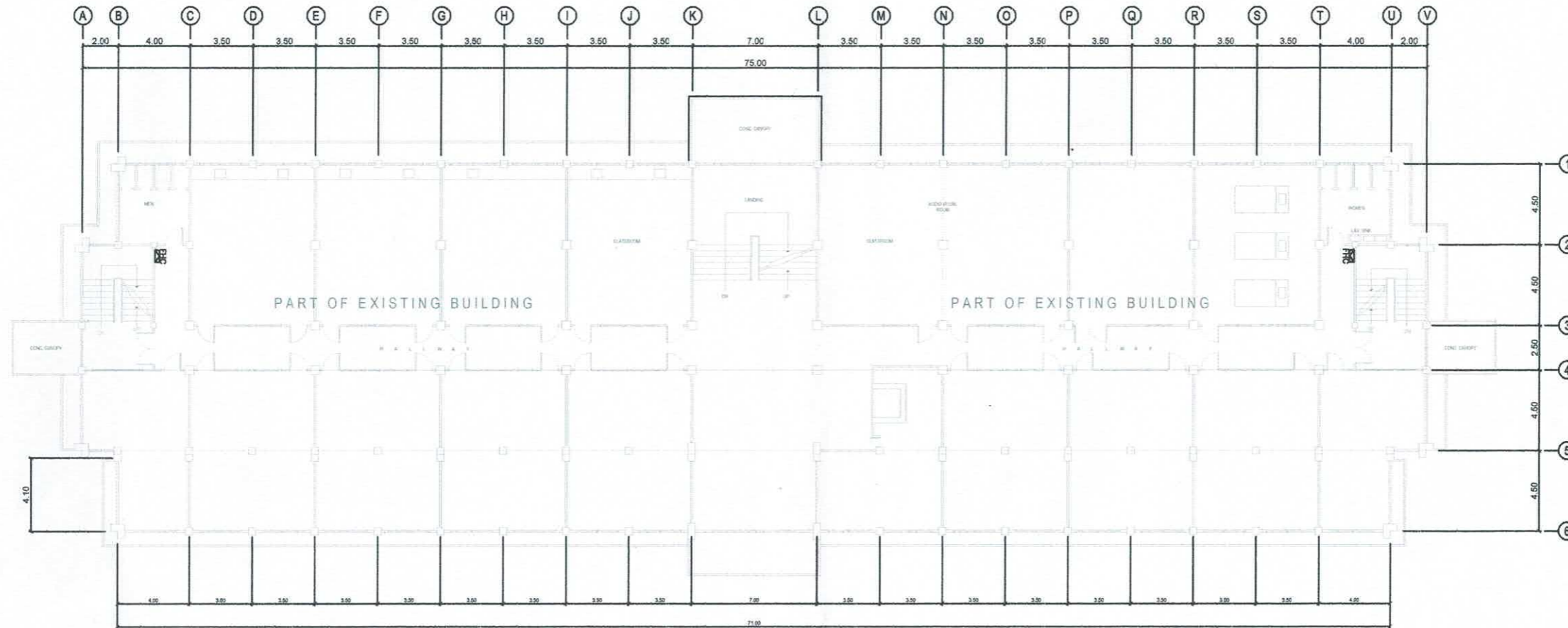
1. ALL PLUMBING WORKS INCLUDED HEREIN SHALL BE EXECUTED ACCORDING TO THE PROVISIONS OF THE PHIL. PLUMBING CODE. THE NATIONAL PLUMBING CODE & THE RULES & REGULATIONS OF INDANG , CAVITE.
2. COORDINATE THE DRAWING WITH OTHER RELATED DRAWINGS AND SPECIFICATION. THE ENGINEER SHALL BE NOTIFIED IMMEDIATELY OF ANY DICREPANCY FOUND THEREIN.
3. ALL PIPES SHALL BE INSTALLED AS INDICATED ON PLANS. ANY RELOCATIONS REQUIRED FOR PROPER EXECUTION OF OTHER TRADE SHALL BE WITH PRIOR APPROVAL OF THE ARCHITECHT OR ENGINEER.
4. PROPOSED SANITARY UTILITIES SHALL CONFORM TO THE ACTUAL LOCATION, DEPTH AND INVERT ELEVATION OF ALL EXISTING PIPES AND STRUCTURES AS VERIFIED BY THE CONTRACTOR.
5. ALL SLOPES FOR HORIZONTAL DRAINAGE SHALL MAINTAIN 1% UNLESS OTHERWISE SPECIFIED.
6. SIZE OF WATER SUPPLY PIPES TO FIXTURES SHALL BE IN ACCORDANCE WITH WITH THE MANUFACTURER'S INSTRUCTIONS.
7. THE CONTRACTOR SHALL VERIFY ALL EXISTING UTILITIES AT SITE, COORDINATE THE WORKS WITH THE SEWER LINE EFFLUENT DISPOSAL POINT AND WATER LINE SERVICE CONNECTING POINT UNLESS OTHERWISE SPECIFIED.
8. ALL PIPE SIZES ARE IN MILLIMETERS AND ALL DIMENSIONS ARE IN MILLIMETERS UNLESS OTHERWISE SPECIFIED.

	PREPARED BY:	END USER:	REVIEWED BY:	ENDORSED BY:	REC. APPROVAL:	APPROVED BY:	PROJECT TITLE/ LOCATION:	IMPLEMENTING AGENCY:	SHT NO:
	 E. N. RODEROS JR. POD VPPD	 E. DEL MUNDO DEAN CON		 S. B. BAYOT JR. HEAD POJ	 O. B. DELOS REYES DIRECTOR PLANNING AND DEVT. OFFICE	 J. X. B. NEPOMUCENO VPASS CVSU	 H. D. ROBLES PRES CVSU	PROPOSED IMPROVEMENT OF COLLEGE OF NURSING TO INCREASE CARRYING CAPACITY CAVITE STATE UNIVERSITY MAIN CAMPUS	CAVITE STATE UNIVERSITY












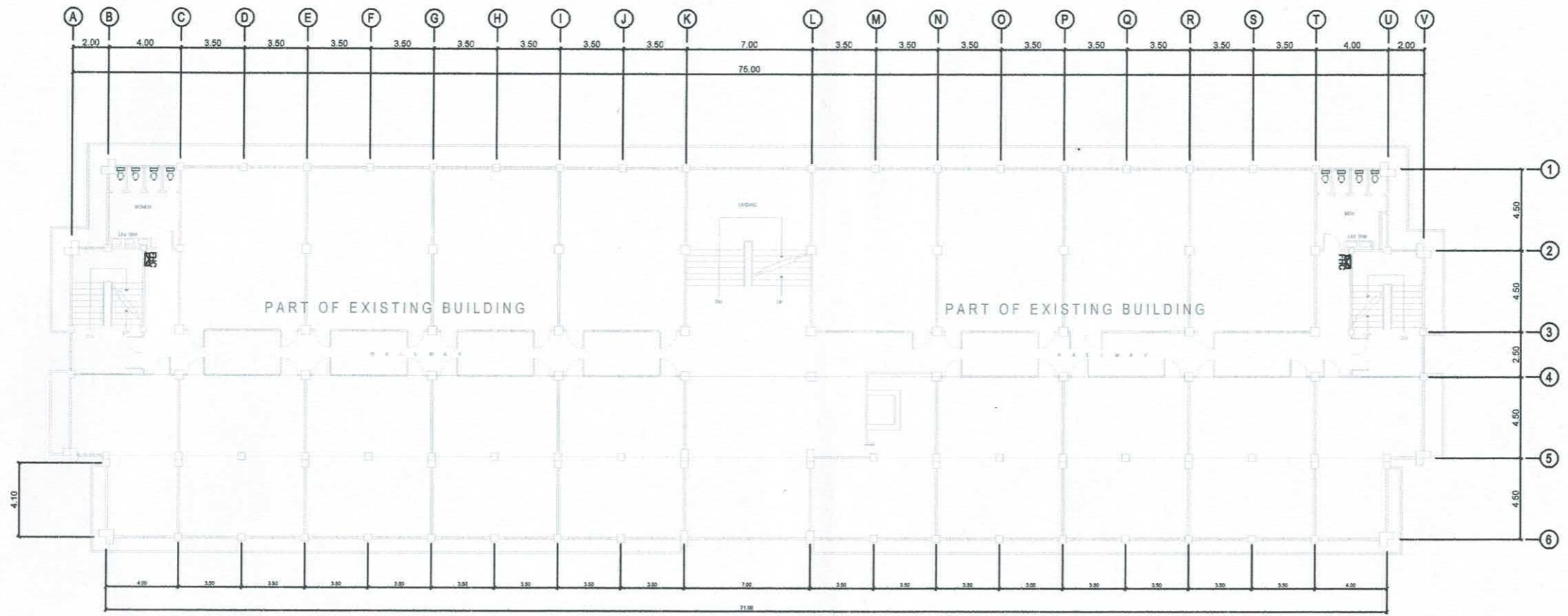
1
 FP 1
 GROUND FLOOR
 FIRE HOSE CABINET LAYOUT
 SCALE 1 : 300 MTS.

	PREPARED BY:	END USER:	REVIEWED BY:	ENDORSED BY:	REC. APPROVAL:	APPROVED BY:	PROJECT TITLE/ LOCATION:	IMPLEMENTING AGENCY:	SHT NO.:
	R. J. R. SANCHEZ PDU VPPD	E. DEL MUNDO DEAN CON	 R. DELOS REYES PROF. ELEC. ENGINEER	 S. B. BAYOT JR. HEAD PDU	 O. B. DELOS REYES DIRECTOR PLANNING AND DEVT. OFFICE	 A. G. MAGCAWAS VPPD CVSU	 J. X. B. NEPOMUCENO VPASS CVSU	 H. D. ROBLES PRES CVSU	PROPOSED IMPROVEMENT OF COLLEGE OF NURSING TO INCREASE CARRYING CAPACITY CAVITE STATE UNIVERSITY MAIN CAMPUS




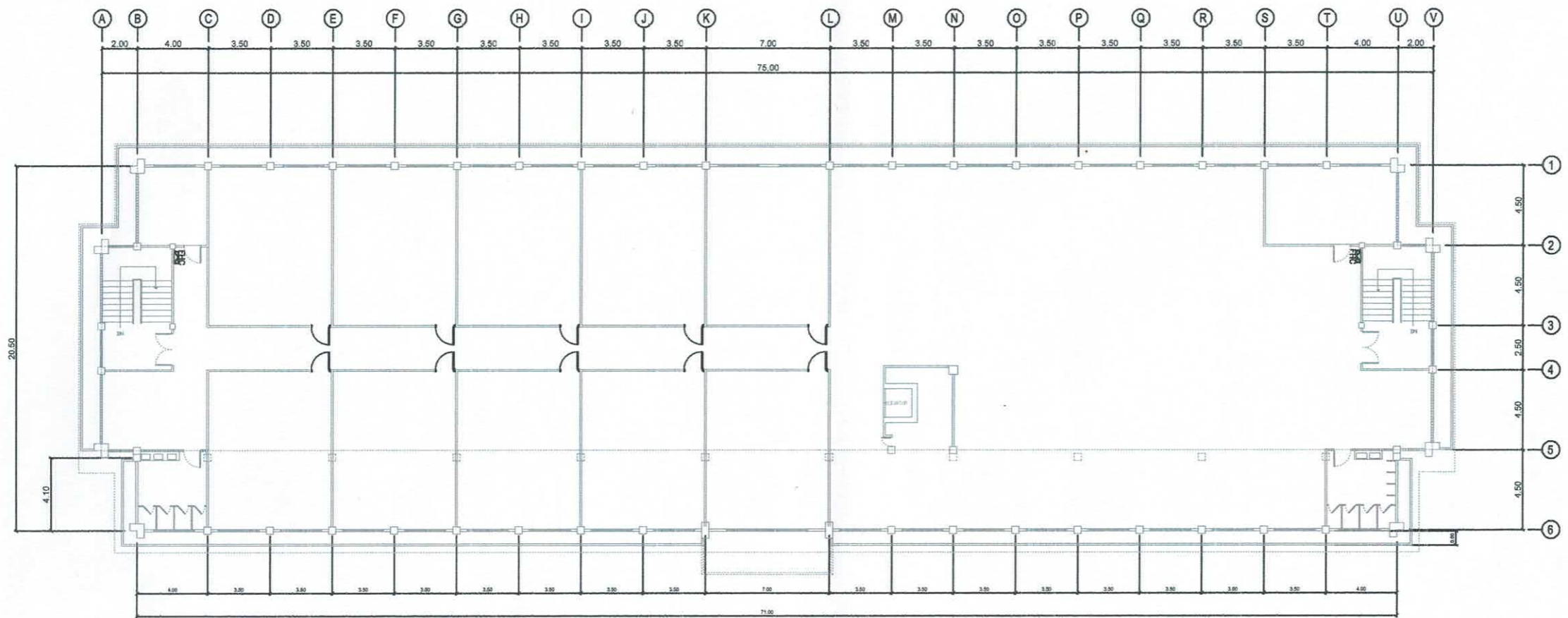
1
FP 2
**SECOND FLOOR
FIRE HOSE CABINET LAYOUT**
 SCALE 1 : 300 MTS.

	PREPARED BY:	END USER:	REVIEWED BY:	ENDORSED BY:	REC. APPROVAL:	APPROVED BY:	PROJECT TITLE/ LOCATION:	IMPLEMENTING AGENCY:	SHT NO.:
	 R. J. R. SANCHEZ <small>PDU</small>	 E. DEL MUNDO <small>DEAN</small>	 R. P. PENA <small>PROF. ELEC. ENGINEER</small>	 S. B. BAYOT JR. <small>HEAD</small>	 O. B. DELOS REYES <small>DIRECTOR PLANNING AND DEVT. OFFICE</small>	 A. G. MAGCAWAS <small>VPPD</small>	 J. X. B. NEPOMUCENO <small>VPASS</small>	 H. D. ROBLES <small>PRES</small>	PROPOSED IMPROVEMENT OF COLLEGE OF NURSING TO INCREASE CARRYING CAPACITY <small>CAVITE STATE UNIVERSITY MAIN CAMPUS</small>




1
FP | 3
 TYPICAL THIRD AND FOURTH FLOOR
 FIRE HOSE CABINET LAYOUT
 SCALE 1 : 300 MTS.

	PREPARED BY: R. J. R. SANCHEZ POJ OVPPD	END USER: E. DEL MUNDO DEAN CON	REVIEWED BY: R. A. PEÑA PROF. ELEC. ENGINEER	ENDORSED BY: S. B. BAYOT JR. HEAD POJ	REC. APPROVAL: O. B. DELOS REYES DIRECTOR PLANNING AND DEVT. OFFICE	APPROVED BY: A. G. MAGCAWAS VPPD CVSU	APPROVED BY: J. X. B. NEPOMUCENO VPASS CVSU	APPROVED BY: H. D. ROBLES PRES CVSU	PROJECT TITLE/ LOCATION: PROPOSED IMPROVEMENT OF COLLEGE OF NURSING TO INCREASE CARRYING CAPACITY CAVITE STATE UNIVERSITY MAIN CAMPUS	IMPLEMENTING AGENCY: CAVITE STATE UNIVERSITY	SHT NO: FP - 3
---	--	--	--	--	--	--	--	--	--	---	-------------------

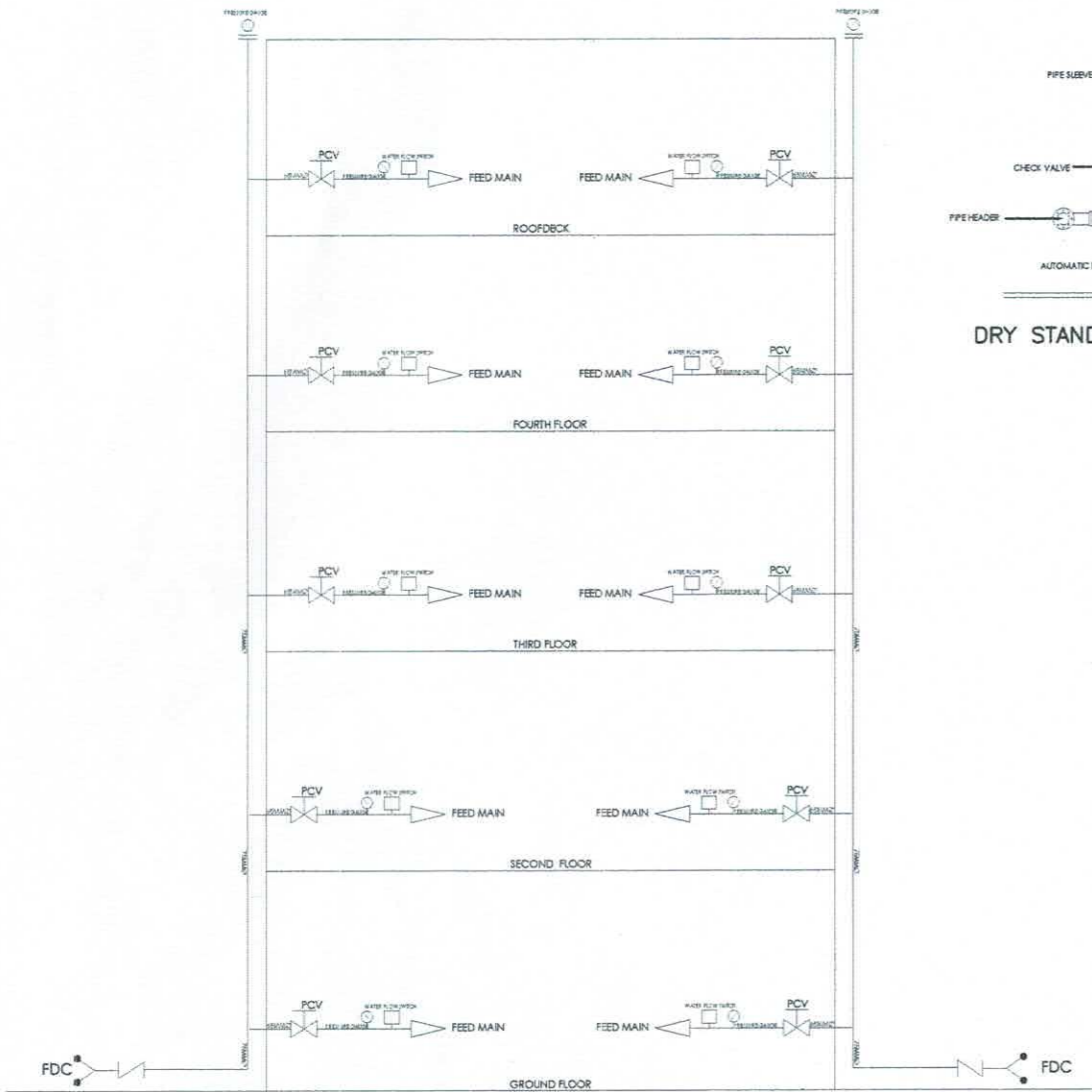


1
 FIRE HOSE CABINET LAYOUT
 SCALE 1 : 300 MTS.

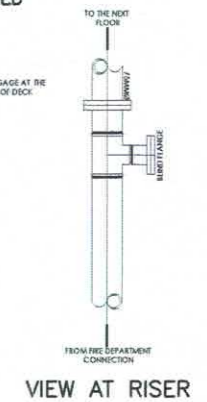
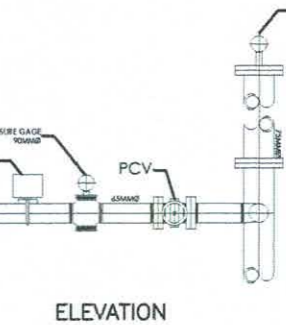
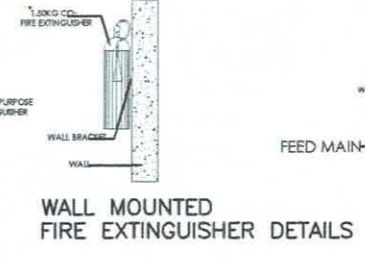
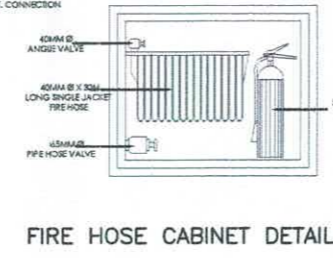
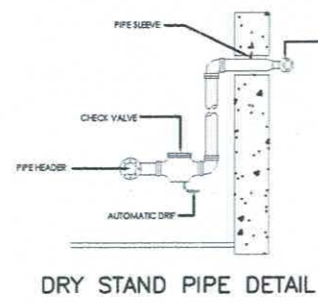
	PREPARED BY: <i>R. J. R. Sanchez</i> R. J. R. SANCHEZ PDU	END USER: <i>E. Del Mundo</i> E. DEL MUNDO DEAN	REVIEWED BY: <i>R. P. Pena</i> R. P. PEÑA PROF. ELEC. ENGINEER	ENDORSED BY: <i>S. B. Bayot Jr.</i> S. B. BAYOT JR. HEAD PDU	ENDORSOR: <i>O. B. Delos Reyes</i> O. B. DELOS REYES DIRECTOR PLANNING AND DEVT. OFFICE	REC. APPROVAL: <i>A. G. Magcawas</i> A. G. MAGCAWAS VPPD	APPROVED BY: <i>J. X. B. Nepomuceno</i> J. X. B. NEPOMUCENO VPASS	APPROVED BY: <i>H. D. Robles</i> H. D. ROBLES PRES	PROJECT TITLE/ LOCATION: PROPOSED IMPROVEMENT OF COLLEGE OF NURSING TO INCREASE CARRYING CAPACITY CAVITE STATE UNIVERSITY MAIN CAMPUS	IMPLEMENTING AGENCY: CAVITE STATE UNIVERSITY	SHT NO: FP - 4
---	--	--	---	---	--	---	--	---	---	---	-------------------

NOTES :

1. ALL PIPES HAVE A STRENGTH EQUIVALENT TO SCHEDULE 40.
2. ALL PIPES SHALL BE PAINTED WITH EPOXY PRIMER PAINT AND WITH A RED PAINT AS FINAL COATING.
3. ALL CONNECTIONS SHALL BE LEAK PROOF AND SHALL BE ABLE TO RESIST HIGH PRESSURE.
4. ANY DEVICES OR EQUIPMENT NOT REFLECTED OR SHOWN ON PLANS BUT REQUIRED TO COMPLETED THE SYSTEM MUST BE INCLUDED ON SCOPE OF WORK.
5. FIELD VERIFICATION SHALL BE DONE BY CONTRACTOR. ANY DISCREPANCIES OR CHANGES SHALL BE PROMPTLY NOTIFIED TO OWNER'S REPRESENTATIVE OR DESIGNER.



1 RISER DIAGRAM OF FIRE PROTECTION SYSTEM
FP 5 SCALE N T S



2 SUPERVISORY FLOOR CONTROL VALVE ASSEMBLY DETAILS
FP 5 SCALE N T S

LEGEND AND SYMBOLS :

- X— GATE VALVE
- |— CHECK VALVE
- W— WATER FLOW SWITCH
- T— TEE CONNECTION
- E— ELBOW CONNECTION
- M— OS & Y GATE VALVE WITH MONITOR SWITCH
- C— END CAP
- C.I. CONCENTRIC INCREASER, OPTIONAL
- ER ECCENTRIC REDUCER, OPTIONAL
- RN RISER NIPPLE
- BFV BUTTERFLY VALVE, WATER TYPE
- GV GATE VALVE, RISING STEM
- GV GATE VALVE, RISING STEM
- WCV WAFER TYPE CHECK VALVE
- CV SWING TYPE CHECK VALVE
- SG SIGHT GLASS

- P— PIPING SYSTEM
- R— PRESSURE RELIEF VALVE
- S— PENDENT UPRIGHT SPRINKLER
- W— SIDE WALL SPRINKLER
- E— FIRE EXTINGUISHER
- D— SMOKE DETECTOR
- E— EAGLE HCFC 12B (dichlorodifluoromethane) Collet Type Fire Extinguisher, Stored Pressure type
- WFS WATER FLOW SWITCH
- PRV PRESSURE REDUCING VALVE
- FP FIRE PUMP
- JP JOCKEY PUMP
- FA FIRE ALARM
- B BELL
- PG PRESSURE GAUGE
- PCV PRESSURE CONTROL VALVE / SUPERVISORY SWITCH
- FDC FIRE DEPARTMENT CONNECTION

GENERAL NOTES:

1. INSTALLATION OF FIRE SPRINKLER SYSTEM SHALL CONFORM TO NFPA-13 REQUIREMENTS.
2. COORDINATE WITH OTHER WORKS, INCLUDING THE PLUMBING PIPING AS NECESSARY TO INTERFACE COMPONENTS OF FIRE PROTECTION PIPING PROPERLY WITH OTHER WORKS
3. SPRINKLER SHALL BE SPACED NOT LESS THAN 6 FT (1.8 M) ON CENTERS.
4. PROVIDE 10 LBS HALOTRON PORTABLE FIRE EXTINGUISHERS TO ALL ELECTRICAL ROOM AND TO OTHER ROOM OF THE SAME USAGE.
5. ALL PIPES SHALL BE PROVIDED WITH THE PIPE SLEEVE THROUGH BEAMS, WALL AND FLOORS.
6. PROVIDE AT LEAST ONE (1) HANGER BETWEEN EACH TWO (2) BRANCH LINES.
7. LATERAL AND LONGITUDINAL SWAY BRACES SPACED AT MAXIMUM OF 12.2 M AND 24 M ON CENTER RESPECTIVELY SHALL BE PROVIDED AT ALL PIPE LINES WITH DIAMETER OF 150 MM AND LARGER.
8. PROVIDE FLANGE CONNECTION AT MAXIMUM INTERVAL OF 12 METERS.
9. ALL PORTABLE FIRE EXTINGUISHERS INSIDE FIRE HOSE CABINET (FHC) SHALL BE CLASS "ABC" DRY CHEMICAL UNLESS OTHERWISE SPECIFIED.
10. PROVIDE 50 LBS WHEELED TYPE HALOTRON PORTABLE FIRE EXTINGUISHER IN TRANSFORMER VAULTS.
11. WHERE SPRINKLER PASSES THROUGH SEISMIC SEPARATION ASSEMBLIES, FLEXIBLE SHALL BE PROVIDED.
12. PROVIDE AUXILIARY DRAIN FOR TRAPPED SECTION AS REQUIRED BY NFPA-13.
13. THE DISTANCE BETWEEN THE HANGER AND CENTER OF LINE OF AN UPRIGHT SPRINKLER HEAD SHALL NOT BE LESS THAN 76 MM.
14. PROVIDE NECESSARY EARTHQUAKE PROTECTION AS REQUIRED UNDER NFPA-13 AND APPLICABLE BUILDING CODE.
15. PIPING SHALL BE CONCEALED IN AREAS WITH DROP CEILING.
16. INSTALL IRON PIPE SLEEVES OF AMPLI DIAMETER AT ALL POINTS WHERE PIPES PENETRATE BEAMS, FLOOR OR WALLS. SIZE AND INSTALL SO THAT THE PIPES ARE NOT STRESSED.
17. SLEEVES SHALL BE INSTALLED PRIOR TO CONSTRUCTION OF WALLS OR POURING OF CONCRETE. INSTALL SLEEVES FLUSH WITH ALL SURFACES.
18. THE CONTRACTOR MUST SUBMIT SHOP DRAWING INDICATING ACTUAL DIMENSIONAL SIZES, OPERATING WEIGHTS, AND SUFFICIENT CLEARANCES TO FACILITATE NORMAL SERVICE AND MAINTENANCE, HOWEVER, SHOULD ACTUAL EQUIPMENT PHYSICALLY DIFFER FROM THOSE SHOWN ON THE PLANS, THE CONTRACTOR SHOULD NOTIFY THE ARCHITECT IN WRITING.
19. ALL MECHANICAL WORKS SHALL BE DONE IN ACCORDANCE WITH THE RULES AND REGULATION OF THE LATEST EDITION OF THE PHILIPPINE MECHANICAL CODE.
20. ALL MECHANICAL WORKS SHALL BE DONE UNDER THE DIRECT AND IMMEDIATE SUPERVISOR OF A DULY LICENSED REGISTERED MECHANICAL ENGINEER.

	PREPARED BY:	END USER:	REVIEWED BY:	ENDORSED BY:	REC. APPROVAL:	APPROVED BY:	PROJECT TITLE/ LOCATION:	IMPLEMENTING AGENCY:	SHT NO.:
	R. J. R. SANCHEZ PDU DVPD	E. DEL MUNDO DEAN CON	R. P. PENA PROF. ELEC. ENGINEER	S. B. BAYOT JR. HEAD PDU	O. B. DELOS REYES DIRECTOR PLANNING AND DEVT. OFFICE	A. G. MAGCAWAS VPPD CVSU	J. X. B. NEPOMUCENO VPASS CVSU	H. D. ROBLES PRES CVSU	PROPOSED IMPROVEMENT OF COLLEGE OF NURSING TO INCREASE CARRYING CAPACITY CAVITE STATE UNIVERSITY MAIN CAMPUS