

MONTHLY REPORT OF DISBURSEMENTS  
For the month of August 2024

Department : State Universities and Colleges (SUCs)  
Agency/Entity : Cavite State University  
Operating Unit : < not applicable >  
Organization Code (UACS) : 08 039 000000  
Fund Cluster : 01 - Regular Agency Fund


(e.g. UACS Fund Cluster: 01-Regular Agency Fund, 02-Foreign Assisted Projects Fund, 03-Special Account-Locally Funded/Domestic Grants Fund, etc.)

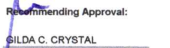
Particulars	Current Year Budget					Prior Year's Budget											Trust Liabilities				Grand Total					Remarks		
	PS	MOOE	FinEx	CO	TOTAL	Prior Year's Accounts Payable					Current Year's Accounts Payable					SUB-TOTAL	PS	MOOE	CO	TOTAL	PS	MOOE	FinEx	CO	TOTAL			
						PS	MOOE	FinEx	CO	Sub-Total	PS	MOOE	FinEx	CO	Sub-Total												18=(6+17)	19
1	2	3	4	5	6=(2+3+4+5)	7	8	9	10	11=(7+8+9+10)	12	13	14	15	16=	17=(11+16)	18=(6+17)	19	20	21	22=(19+20+21)	23	24	25	26	27=(23+24+25+26)	28	
CASH DISBURSEMENTS	41,873,874.05	4,263,878.63	0.00	6,479,675.89	52,617,428.57	0.00	44,898.06	0.00	0.00	44,898.06	0.00	0.00	0.00	0.00	0.00	44,898.06	52,662,326.63	0.00	0.00	0.00	0.00	41,873,874.05	4,308,776.69	0.00	6,479,675.89	52,662,326.63		
Notice of Cash Allocation (NCA)	41,873,874.05	4,263,878.63	0.00	6,479,675.89	52,617,428.57	0.00	44,898.06	0.00	0.00	44,898.06	0.00	0.00	0.00	0.00	0.00	44,898.06	52,662,326.63	0.00	0.00	0.00	0.00	41,873,874.05	4,308,776.69	0.00	6,479,675.89	52,662,326.63		
MDS Checks Issued	600,966.50	282,421.37	0.00	0.00	883,387.87	0.00	0.00	0.00	0.00	0.00	0.00	0.00	0.00	0.00	0.00	0.00	883,387.87	0.00	0.00	0.00	0.00	600,966.50	282,421.37	0.00	0.00	883,387.87		
Advice to Debit Account	41,272,907.55	3,981,457.28	0.00	6,479,675.89	51,734,040.70	0.00	44,898.06	0.00	0.00	44,898.06	0.00	0.00	0.00	0.00	0.00	44,898.06	51,778,938.76	0.00	0.00	0.00	0.00	41,272,907.55	4,028,355.32	0.00	6,479,675.89	51,778,938.76		
Notice of Transfer Allocations (NTA)	0.00	0.00	0.00	0.00	0.00	0.00	0.00	0.00	0.00	0.00	0.00	0.00	0.00	0.00	0.00	0.00	0.00	0.00	0.00	0.00	0.00	0.00	0.00	0.00	0.00	0.00		
MDS Checks Issued	0.00	0.00	0.00	0.00	0.00	0.00	0.00	0.00	0.00	0.00	0.00	0.00	0.00	0.00	0.00	0.00	0.00	0.00	0.00	0.00	0.00	0.00	0.00	0.00	0.00	0.00	0.00	
Advice to Debit Account	0.00	0.00	0.00	0.00	0.00	0.00	0.00	0.00	0.00	0.00	0.00	0.00	0.00	0.00	0.00	0.00	0.00	0.00	0.00	0.00	0.00	0.00	0.00	0.00	0.00	0.00	0.00	
Working Fund for FAPs	0.00	0.00	0.00	0.00	0.00	0.00	0.00	0.00	0.00	0.00	0.00	0.00	0.00	0.00	0.00	0.00	0.00	0.00	0.00	0.00	0.00	0.00	0.00	0.00	0.00	0.00	0.00	
Cash Disbursement Ceiling (CDC)	0.00	0.00	0.00	0.00	0.00	0.00	0.00	0.00	0.00	0.00	0.00	0.00	0.00	0.00	0.00	0.00	0.00	0.00	0.00	0.00	0.00	0.00	0.00	0.00	0.00	0.00	0.00	
<b>TOTAL CASH DISBURSEMENTS</b>	<b>41,873,874.05</b>	<b>4,263,878.63</b>	<b>0.00</b>	<b>6,479,675.89</b>	<b>52,617,428.57</b>	<b>0.00</b>	<b>44,898.06</b>	<b>0.00</b>	<b>0.00</b>	<b>44,898.06</b>	<b>0.00</b>	<b>0.00</b>	<b>0.00</b>	<b>0.00</b>	<b>0.00</b>	<b>44,898.06</b>	<b>52,662,326.63</b>	<b>0.00</b>	<b>0.00</b>	<b>0.00</b>	<b>0.00</b>	<b>41,873,874.05</b>	<b>4,308,776.69</b>	<b>0.00</b>	<b>6,479,675.89</b>	<b>52,662,326.63</b>		
NON-CASH DISBURSEMENTS	1,867,547.89	53,360.07	0.00	368,774.11	2,287,682.07	0.00	1,450.18	0.00	0.00	1,450.18	0.00	0.00	0.00	0.00	0.00	1,450.18	2,289,132.25	0.00	0.00	0.00	0.00	1,867,547.89	54,810.25	0.00	368,774.11	2,289,132.25		
Tax Remittance Advices Issued (TRA)	1,867,547.89	53,360.07	0.00	368,774.11	2,287,682.07	0.00	1,450.18	0.00	0.00	1,450.18	0.00	0.00	0.00	0.00	0.00	1,450.18	2,289,132.25	0.00	0.00	0.00	0.00	1,867,547.89	54,810.25	0.00	368,774.11	2,289,132.25		
Non-Cash Availment Authority (NCAA)	0.00	0.00	0.00	0.00	0.00	0.00	0.00	0.00	0.00	0.00	0.00	0.00	0.00	0.00	0.00	0.00	0.00	0.00	0.00	0.00	0.00	0.00	0.00	0.00	0.00	0.00		
Disbursements effected through outright deductions from claims (please specify...)	0.00	0.00	0.00	0.00	0.00	0.00	0.00	0.00	0.00	0.00	0.00	0.00	0.00	0.00	0.00	0.00	0.00	0.00	0.00	0.00	0.00	0.00	0.00	0.00	0.00	0.00		
Overpayment of expenses(e.g. personnel benefits)	0.00	0.00	0.00	0.00	0.00	0.00	0.00	0.00	0.00	0.00	0.00	0.00	0.00	0.00	0.00	0.00	0.00	0.00	0.00	0.00	0.00	0.00	0.00	0.00	0.00	0.00		
Restitution for loss of government property	0.00	0.00	0.00	0.00	0.00	0.00	0.00	0.00	0.00	0.00	0.00	0.00	0.00	0.00	0.00	0.00	0.00	0.00	0.00	0.00	0.00	0.00	0.00	0.00	0.00	0.00		
Liquidated damages and similar claims	0.00	0.00	0.00	0.00	0.00	0.00	0.00	0.00	0.00	0.00	0.00	0.00	0.00	0.00	0.00	0.00	0.00	0.00	0.00	0.00	0.00	0.00	0.00	0.00	0.00	0.00		
Others(TEF, BTr, Documentary Stamp Tax, etc.)	0.00	0.00	0.00	0.00	0.00	0.00	0.00	0.00	0.00	0.00	0.00	0.00	0.00	0.00	0.00	0.00	0.00	0.00	0.00	0.00	0.00	0.00	0.00	0.00	0.00	0.00		
<b>TOTAL NON-CASH DISBURSEMENTS</b>	<b>1,867,547.89</b>	<b>53,360.07</b>	<b>0.00</b>	<b>368,774.11</b>	<b>2,287,682.07</b>	<b>0.00</b>	<b>1,450.18</b>	<b>0.00</b>	<b>0.00</b>	<b>1,450.18</b>	<b>0.00</b>	<b>0.00</b>	<b>0.00</b>	<b>0.00</b>	<b>0.00</b>	<b>1,450.18</b>	<b>2,289,132.25</b>	<b>0.00</b>	<b>0.00</b>	<b>0.00</b>	<b>0.00</b>	<b>1,867,547.89</b>	<b>54,810.25</b>	<b>0.00</b>	<b>368,774.11</b>	<b>2,289,132.25</b>		
<b>GRAND TOTAL</b>	<b>43,741,421.94</b>	<b>4,317,238.70</b>	<b>0.00</b>	<b>6,848,450.00</b>	<b>54,905,110.64</b>	<b>0.00</b>	<b>46,348.24</b>	<b>0.00</b>	<b>0.00</b>	<b>46,348.24</b>	<b>0.00</b>	<b>0.00</b>	<b>0.00</b>	<b>0.00</b>	<b>0.00</b>	<b>46,348.24</b>	<b>54,951,458.88</b>	<b>0.00</b>	<b>0.00</b>	<b>0.00</b>	<b>0.00</b>	<b>43,741,421.94</b>	<b>4,363,586.94</b>	<b>0.00</b>	<b>6,848,450.00</b>	<b>54,951,458.88</b>		


SUMMARY

Particulars	Previous Report	This Month	As at Date
(1)	(2)	(3)	(4)
Total Disbursement Authorities Received	49,775,716.08	57,440,132.25	107,215,848.33
NCA	46,828,000.00	55,151,000.00	101,979,000.00
NTA	0.00	0.00	0.00
Working Fund	0.00	0.00	0.00
TRA	2,947,716.08	2,289,132.25	5,236,848.33
CDC	0.00	0.00	0.00
NCAA	0.00	0.00	0.00
Less: Notice of Transfer of Allocations (NTA)* issued	0.00	0.00	0.00
Total Disbursement Authorities Available	49,775,716.08	57,440,132.25	107,215,848.33
Less:	0.00	0.00	0.00
Lapsed NCA	0.00	0.00	0.00
Disbursements	40,384,695.91	54,951,458.88	95,336,154.79
Less: Other Non-Cash Disbursements	0.00	0.00	0.00
Disbursements effected through outright deductions from claims	0.00	0.00	0.00
Overpayment of expenses(e.g. personnel benefits)	0.00	0.00	0.00
Restitution for loss of government property	0.00	0.00	0.00
Liquidated damages and similar claims	0.00	0.00	0.00
Others (e.g. TEF, BTr, Docs Stamp, etc.)	0.00	0.00	0.00
Add/Less: Adjustments (e.g. cancelled/staled checks)	0.00	0.00	0.00
Balance of Disbursement Authorities as at date	9,391,020.17	2,488,673.37	11,879,693.54
Total Disbursements Program	49,775,716.08	57,440,132.25	107,215,848.33
Less: *Actual Disbursements	40,384,695.91	54,951,458.88	95,336,154.79
(Over)/Under spending	9,391,020.17	2,488,673.37	11,879,693.54

Notes: \* The use of NTA is discouraged  
Notes: \*\* Amounts should tally with the grand total disbursement (column 27).

Certified Correct:  
  
DJEAN C. ASTILLA  
Accountant II  
Date: September 6, 2024 10:15 AM

Recommending Approval:  
  
SILDA C. CRYSTAL  
Chief Administrative Officer  
Date: September 6, 2024 10:16 AM

Approved By:  
  
DR. HERNANDO D. ROBLES, CEO VI  
SUC President  
Date: September 6, 2024 10:17 AM