




**QUARTERLY REPORT OF REVENUE AND OTHER RECEIPTS**  
As at the Quarter Ending September 30, 2024


Department : State Universities and Colleges (SUCs)  
 Agency/Entity : Cavite State University  
 Operating Unit : < not applicable >  
 Organization Code (UACS) : 08 039 0000000  
 Fund Cluster : 05 - Internally Generated Funds

Classification/Sources of Revenue and Other Receipts	UACS CODE	REVENUE TARGET (Annual) per BESF	Actual Revenue and Other Receipts Collections					Cumulative Remittance/Deposits to Date			Variance		Remarks
			1st Quarter Ending March 31	2nd Quarter Ending June 30	3rd Quarter Ending September 30	4th Quarter Ending December 31	Total	Remittance to BTR	Deposited with AGDB	Total	Amount	%	
1	2	3	4	5	6	7	8=(4+5+6+7)	9	10	11=(9+10)	12=(8-3)	13=(12/3)	14
<b>Internally Generated Funds</b>		1,080,427,950.00	912,629,085.53	640,333,404.98	237,736,112.33	0.00	1,790,698,602.84	0.00	1,789,986,113.24	1,789,986,113.24	710,270,652.84	66 %	
Revenue Collections		1,080,427,950.00	912,629,085.53	640,333,404.98	237,736,112.33	0.00	1,790,698,602.84	0.00	1,789,986,113.24	1,789,986,113.24	710,270,652.84	66 %	
Cash Revenue		1,080,427,950.00	912,629,085.53	640,333,404.98	237,736,112.33	0.00	1,790,698,602.84	0.00	1,789,986,113.24	1,789,986,113.24	710,270,652.84	66 %	
Non-Tax		1,080,427,950.00	912,629,085.53	640,333,404.98	237,736,112.33	0.00	1,790,698,602.84	0.00	1,789,986,113.24	1,789,986,113.24	710,270,652.84	66 %	
Tuition Fees	4020201001	544,325,580.50	424,401,334.52	514,871,591.37	82,179,994.00	0.00	1,021,452,919.89	0.00	921,989,972.50	921,989,972.50	477,127,339.39	88 %	
Income Collected from Students	4020201002	354,708,569.50	403,044,594.69	67,833,857.05	95,315,835.16	0.00	566,194,286.90	0.00	660,142,764.12	660,142,764.12	211,485,717.40	60 %	
Income from Other Sources	4020201003	110,435,850.00	42,285,043.36	935,418.15	3,321,212.73	0.00	46,541,674.24	0.00	86,705,236.56	86,705,236.56	(63,894,175.76)	-58 %	
Other Business Income	4020299099	53,274,900.00	15,592,068.68	21,168,316.29	20,759,099.00	0.00	57,519,483.97	0.00	22,157,902.22	22,157,902.22	4,244,583.97	8 %	
Income from Grants and Donations in Cash	4040201000	17,683,050.00	27,306,044.28	35,524,222.12	36,159,971.44	0.00	98,990,237.84	0.00	98,990,237.84	98,990,237.84	81,307,187.84	460 %	
<b>GRAND TOTAL</b>		1,080,427,950.00	912,629,085.53	640,333,404.98	237,736,112.33	0.00	1,790,698,602.84	0.00	1,789,986,113.24	1,789,986,113.24	710,270,652.84	66 %	

Certified Correct:  
  
 DJERMAN C. ESTILLA  
 Accountant III  
 Date: October 28, 2024 05:17 PM

Certified Correct:  
  
 BIENVENIDO P. AYOS  
 Budget Officer  
 Date: October 28, 2024 05:17 PM

Recommended Approval By:  
  
 GILDA C. CRYSTAL  
 Chief Administrative Officer  
 Date: October 28, 2024 05:18 PM

Approved By:  
  
 JOHN KAYE B. MENDOZA  
 OIC, Office of the University President  
 Date: October 28, 2024 05:19 PM