

**QUARTERLY PHYSICAL REPORT OF OPERATION**  
As of March 31, 2025


Department : State Universities and Colleges (SUCs)  
 Agency/Entity : Cavite State University  
 Operating Unit : < not applicable >  
 Organization Code (UACS) : 08 039 0000000

Particulars	UACS CODE	Physical Target (Budget Year)					Physical Accomplishment (Budget Year)					Variance as of March 31, 2025	Remarks
		1st Quarter	2nd Quarter	3rd Quarter	4th Quarter	Total	1st Quarter	2nd Quarter	3rd Quarter	4th Quarter	Total		
1	2	3	4	5	6	7	8	9	10	11	12	13	14
<b>HIGHER EDUCATION PROGRAM</b>	<b>3101000000000000</b>												
OO : Relevant and quality tertiary education ensured to achieve inclusive growth and access of poor but deserving students to quality tertiary education increased													
Outcome Indicator(s)													
1. Percentage of first-time licensure exam takers that pass the licensure exams		80%	80%	80%	80%	80.00%	98% (225/229)				98% (225/229)	18%	
2. Percentage of graduates (2 years prior) that are employed		20%	20%	20%	15%	75.00%	20% (2704/13516)				20% (2704/13516)	(55)	
Output Indicator(s)													
1. Percentage of undergraduate students enrolled in CHED-identified and RDC-identified priority programs		-	-	90%	-	90.00%	-				-	(90)	
2. Percentage of undergraduate programs with accreditation		-	-	-	99%	99.00%	-				-	(99)	
<b>ADVANCED EDUCATION PROGRAM</b>	<b>3201000000000000</b>												
OO : Higher education research improved to promote economic productivity and innovation													
Outcome Indicator(s)													
1. Percentage of graduate school faculty engaged in research work applied in any of the following:		15%	15%	15%	15%	60.00%	17% (17/101)				17% (17/101)	(43%)	
a. pursuing advanced research degree programs (Ph.D.) or													
b. actively pursuing within the last three (3) years (investigative research, basic and													
applied scientific research, policy research,													
social science research) or													
c. producing technologies for commercialization or livelihood													
improvement or													
d. whose research work resulted in an extension program													
Output Indicator(s)													


Department : State Universities and Colleges (SUCs)  
 Agency/Entity : Cavite State University  
 Operating Unit : < not applicable >  
 Organization Code (UACS) : 08 039 0000000

Particulars	UACS CODE	Physical Target (Budget Year)					Physical Accomplishment (Budget Year)					Variance as of March 31, 2025	Remarks
		1st Quarter	2nd Quarter	3rd Quarter	4th Quarter	Total	1st Quarter	2nd Quarter	3rd Quarter	4th Quarter	Total		
1	2	3	4	5	6	7	8	9	10	11	12	13	14
1. Percentage of graduate students enrolled in research degree programs		-	-	94%	-	94.00%	-				-	(94%)	
2. Percentage of accredited graduate programs		-	-	100%	-	100.00%	-				-	(100%)	
<b>RESEARCH PROGRAM</b>	<b>3202000000000000</b>												
OO : Higher education research improved to promote economic productivity and innovation													
Outcome Indicator(s)													
1. Number of research outputs in the last three years utilized by the industry or by other beneficiaries		6	6	2	2	16	9				9	(7)	
Output Indicator(s)													
1. Number of research outputs completed within the year		13	13	13	13	52	15				15	(37)	
2. Percentage of research outputs published in internationally-refereed or CHED recognized journal within the year		2.37%	2.37%	3.55%	10.65%	19.00%	2.37% (4/169)				2.37% (4/169)	(16.63%)	
<b>TECHNICAL ADVISORY EXTENSION PROGRAM</b>	<b>3301000000000000</b>												
OO : Community engagement increased													
Outcome Indicator(s)													
1. Number of active partnerships with LGUs, industries, NGOs, NGAs, SMEs, and other stakeholders as a result of extension activities		20	5	5	4	34	23				23	(11)	
Output Indicator(s)													
1. Number of trainees weighted by the length of training		2,800	3,335	2,800	3,335	12,270	1,941.75				1,941.75	(10,328.25)	
2. Number of extension programs organized and supported consistent with the SUC's mandated and priority programs		15	5	5	3	28	22				22	(6)	
3. Percentage of beneficiaries who rate the training course/s as satisfactory or higher in terms of quality and relevance		99.50%	99.50%	99.50%	99.50%	99.50%	100% (2332/2332)				100% (2332/2332)	0.50%	


Prepared By:

  
ENGR. GERRY M. CASTILLO  
OIC, Planning and Development Office  
Date: April 24, 2025 04:15 PM

In coordination with:

  
BIENVENIDO P. AYOS  
Budget Officer  
Date: April 24, 2025 04:15 PM

Approved By:

  
MA. AGNES P. NUESTRO, PHD  
SUC President  
Date: April 25, 2025 07:54 AM